



trase

MOROCCO (importer)

ACTIVITY	COMMODITY	YEAR
Importer	Coffee	2017

POPULATION	GDP	LAND AREA
35,581,294	109,682,728,023.1	446,300

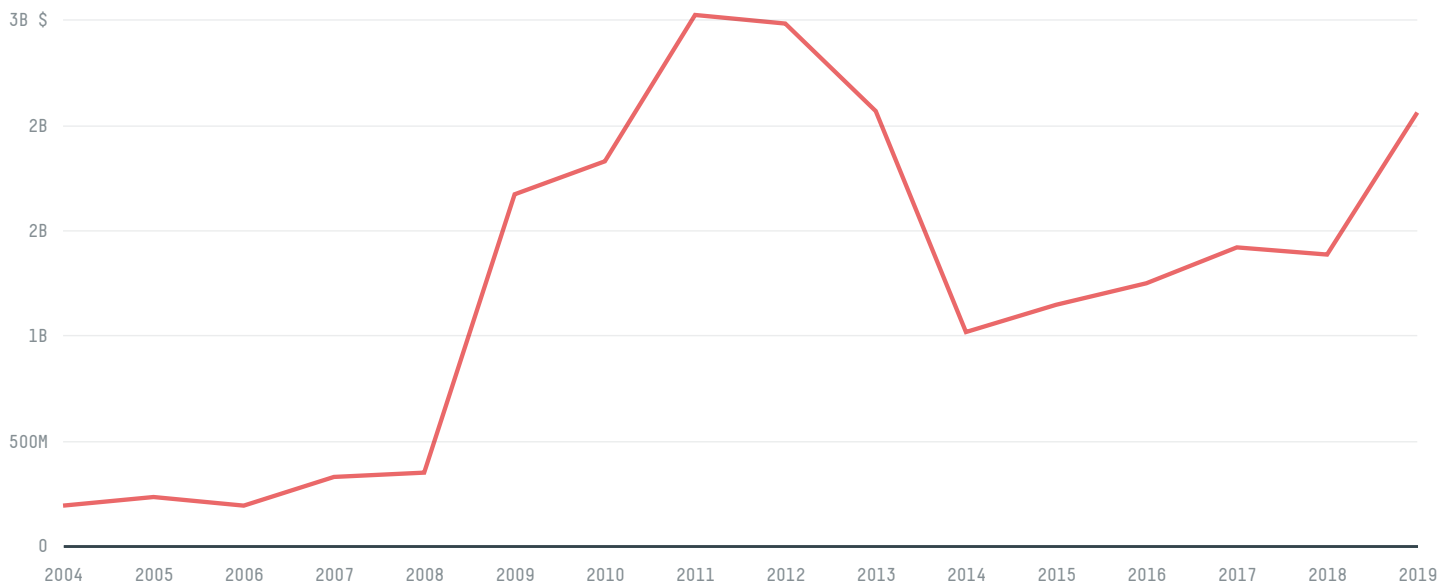
AGRICULTURAL LAND AREA	FORESTED LAND AREA
305,915	56,240

MOROCCO is the world's 53rd largest country by land mass, 40th largest by population size and is the world's 60th largest economy (by GDP). Forests make up 13% of its land mass and agricultural areas, 69%. It's placement in the Human Development Index is 0.675. MOROCCO is a signatory to NYDF ENDORSER and ADP SIGNATORY.

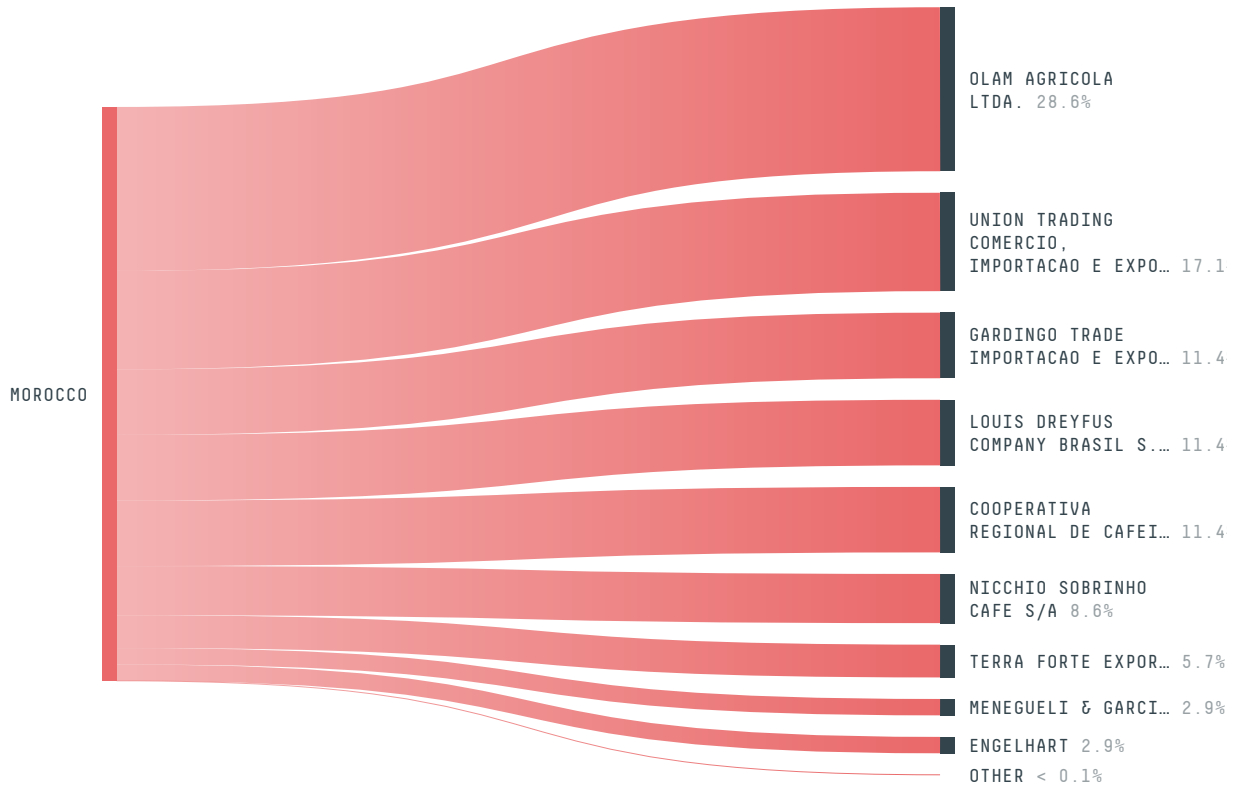
TOP IMPORTS IN 2017

COMMODITY	WORLD IMPORT RANKING	PRODUCTION	IMPORTS	VALUE
SUGARCANE	13	553,115	8,857,841,113.5	510,551,270
CORN	14	122,399	2,405,378,183.8	476,277,947
WOOD PULP	47	-	52,497,985	39,754,511
COFFEE	35	0	40,918,518.3	106,606,050
BEEF	57	260,700	24,307,364.8	152,444,896
SHRIMP	20	0	22,852,107	68,570,248
COTTON	36	216	13,724,869	19,271,019
COCOA	54	0	7,041,002	19,385,958
PALM KERNEL	34	-	7,028,024	9,880,115
SOY	121	1,000	174,910.2	183,414
PORK	128	637	81,962.4	274,683
PALM OIL	-	-	-	-
CHICKEN	115	690,000	0	17,180,798

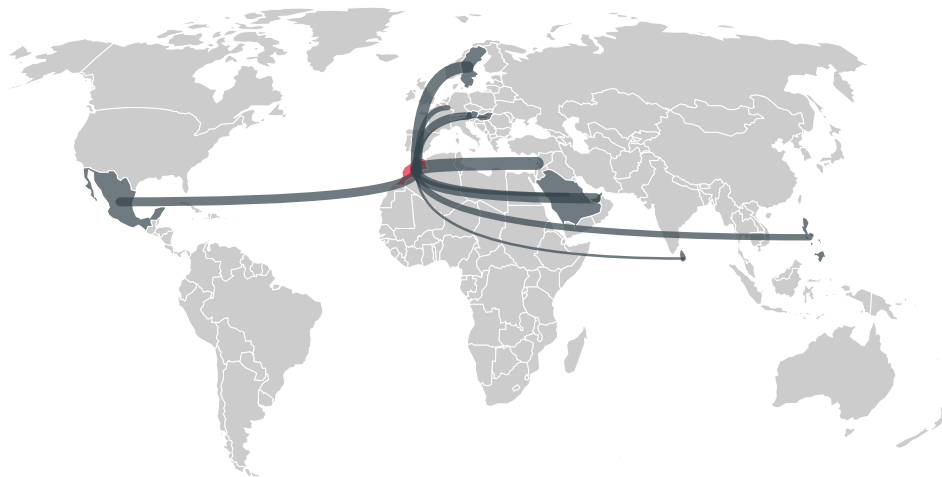
IMPORT TRAJECTORY OF MOROCCO



TOP EXPORT TRADERS OF COFFEE IN MOROCCO IN 2017



TOP EXPORT COUNTRIES OF COFFEE TO MOROCCO IN 2017



LEBANON 31%

SWEDEN 20.3%

UNITED ARAB EMIRATES
12.8%

MEXICO 12.4%

AUSTRIA 10.4%

PHILIPPINES 5.8%

LUXEMBOURG 4.7%

SAUDI ARABIA 1.3%

SRI LANKA 0.8%

HUNGARY 0.3%

Trase is a partnership between

 Stockholm Environment Institute

 Global Canopy Programme

In collaboration with

 vizzuality

 The European Forest Institute

and many other organizations and individuals.

Donors

 The Global Environment Facility

 WWF

 Europe

 Gordon and Betty Moore Foundation

 The Nature Conservancy

 Department for International Development

 Formas

 Norway's International Climate and Forest Initiative (NICFI)

[Terms of Use](#) · [Privacy policy](#) · [Cookie policy](#) · [Contact us](#)