



trase

ISRAEL (importer)

| ACTIVITY | COMMODITY | YEAR |
|-----------------|---------------|-------------|
| Importer | Coffee | 2017 |

| POPULATION | GDP | LAND AREA |
|------------------|--------------------------|---------------|
| 8,713,300 | 353,253,406,982.8 | 21,640 |

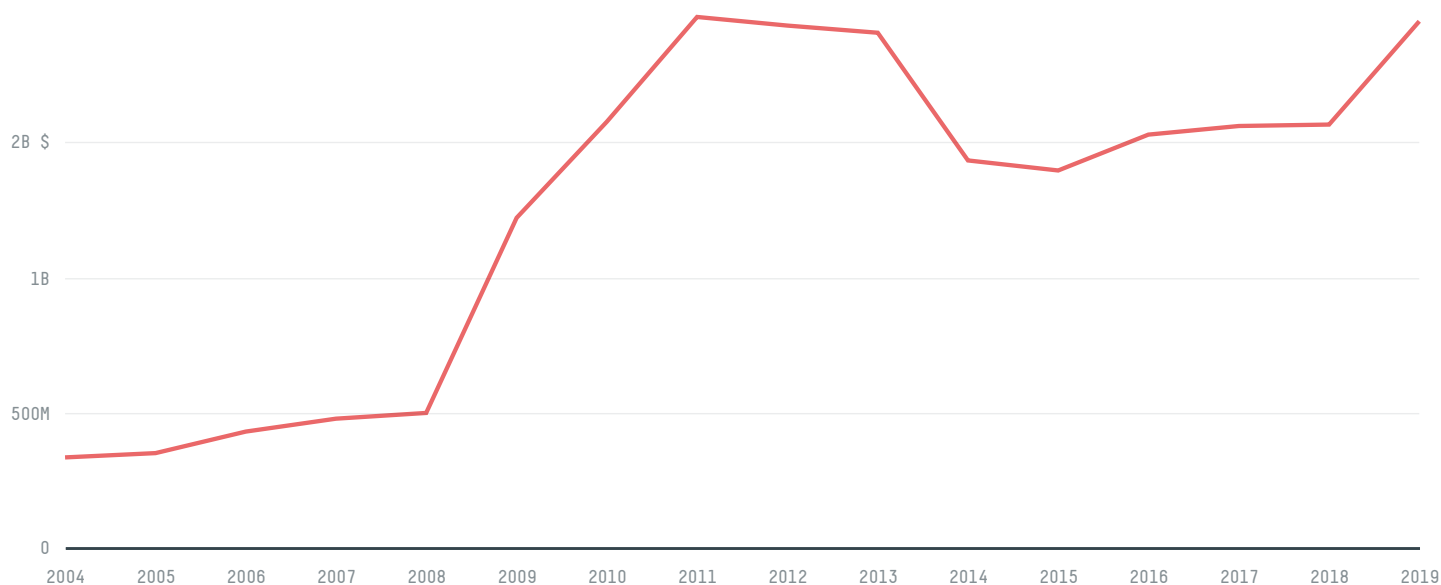
| AGRICULTURAL LAND AREA | FORESTED LAND AREA |
|------------------------|--------------------|
| 5,320 | 1,672 |

ISRAEL is the world's 147th largest country by land mass, 97th largest by population size and is the world's 31st largest economy (by GDP). Forests make up 8% of its land mass and agricultural areas, 25%. It's placement in the Human Development Index is 0.904. ISRAEL is a signatory to NYDF ENDORSER and ADP SIGNATORY.

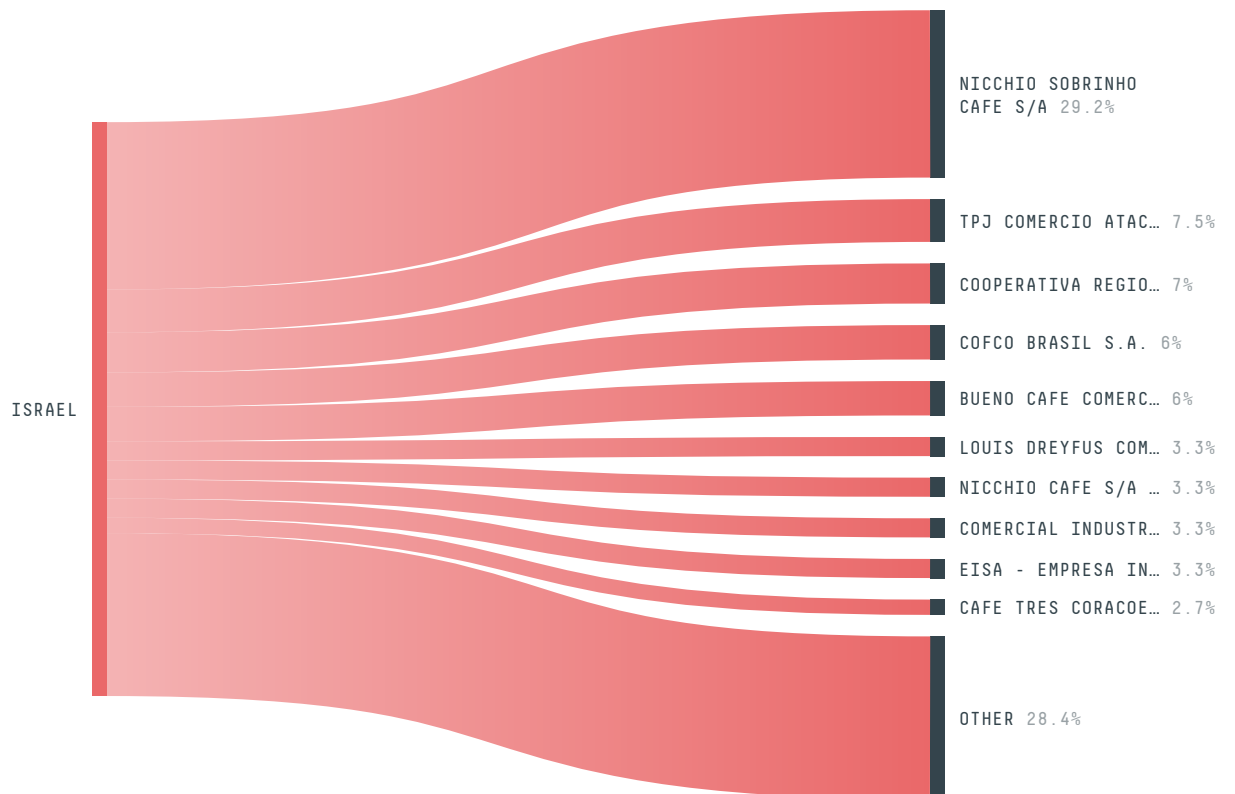
TOP IMPORTS IN 2017

| COMMODITY | WORLD IMPORT RANKING | PRODUCTION | IMPORTS | VALUE |
|-------------|----------------------|------------|-----------------|-------------|
| SUGARCANE | 42 | 0 | 2,357,628,755.9 | 150,738,000 |
| CORN | 19 | 87,583 | 1,791,141,614.3 | 350,751,000 |
| WOOD PULP | 31 | - | 150,475,507 | 93,459,000 |
| BEEF | 28 | 140,655 | 119,416,115.6 | 751,698,000 |
| COFFEE | 43 | 0 | 30,599,318 | 127,788,000 |
| COCOA | 40 | 0 | 14,495,894 | 56,905,000 |
| SOY | 54 | 0 | 4,284,616.1 | 3,561,000 |
| PALM KERNEL | 46 | - | 2,473,316 | 3,744,000 |
| SHRIMP | 53 | 0 | 1,402,226 | 14,788,000 |
| COTTON | 105 | 31,000 | 346,931.2 | 449,000 |
| PORK | 150 | 14,797 | 1,195.1 | 72,000 |
| PALM OIL | - | - | - | - |
| CHICKEN | 115 | 538,066 | 0 | 8,221,000 |

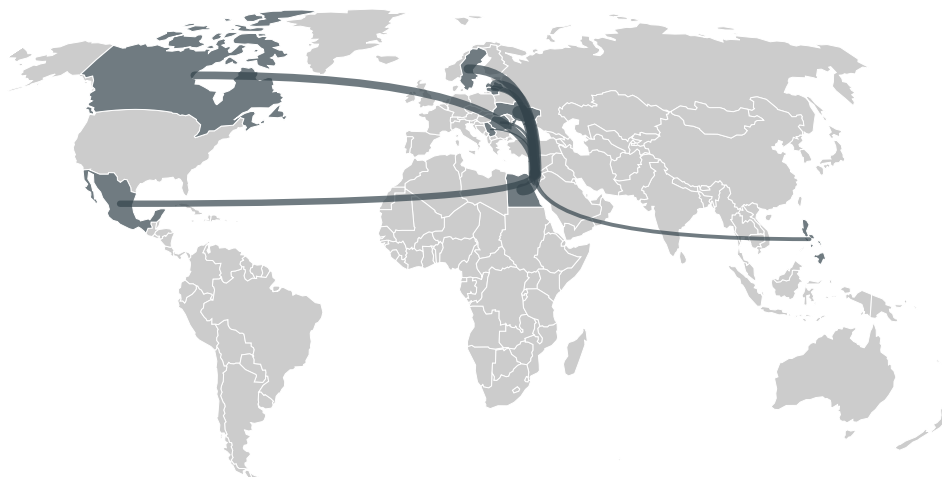
IMPORT TRAJECTORY OF ISRAEL



TOP EXPORT TRADERS OF COFFEE IN ISRAEL IN 2017



TOP EXPORT COUNTRIES OF COFFEE TO ISRAEL IN 2017



UKRAINE 26.9%

EGYPT 19.1%

LATVIA 16.6%

SWEDEN 14.7%

CANADA 13.6%

MEXICO 3.8%

LITHUANIA 2.5%

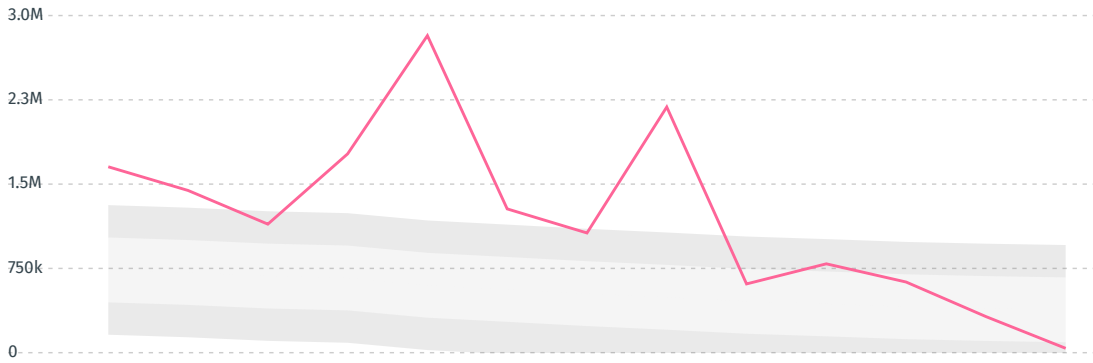
PHILIPPINES 1.2%

SERBIA 0.8%

ROMANIA 0.8%

DEFORESTATION ALERTS IN BRAZIL

There were **38,855** GLAD alerts reported in the week of the **18th of January 2021**. This was **low** compared to the same week in previous years.



Caution: GLAD alerts from the last six months are preliminary. Revisions are made as unconfirmed alerts are removed from the data and alert totals are finalized six months after posting. Source: **Global Forest Watch**

Trase is a partnership between

Stockholm Environment Institute

Global Canopy Programme

In collaboration with

vizzuality

The European Forest Institute

and many other organizations and individuals.

Donors

The Global Environment Facility

WWF

Europe

Gordon and Betty Moore Foundation

The Nature Conservancy

Department for International Development

Formas

Norway's International Climate and Forest Initiative (NICFI)

[Terms of Use](#) · [Privacy policy](#) · [Cookie policy](#) · [Contact us](#)