



trase

CHINA (HONG KONG) (importer)

ACTIVITY	COMMODITY	YEAR
Importer	Coffee	2017

POPULATION	GDP	SURFACE AREA
7,391,700	341,244,161,576.8	1,110

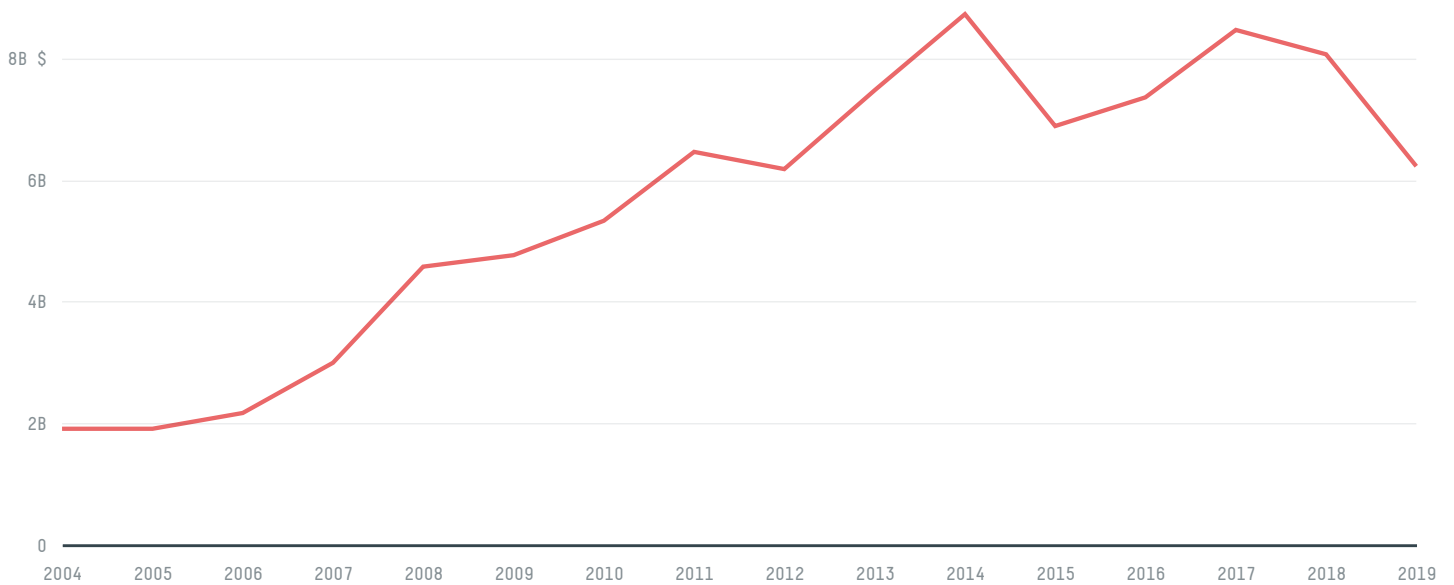
AGRICULTURAL LAND AREA
50

CHINA (HONG KONG) is the world's 175th largest country by area, 102nd largest by population size and is the world's 34th largest economy (by GDP). Agriculture makes up 5% of its area. It's placement in the Human Development Index is 0.937. CHINA (HONG KONG) is a signatory to NYDF ENDORSER and ADP SIGNATORY.


TOP IMPORTS IN 2017

COMMODITY	WORLD IMPORT RANKING	PRODUCTION	IMPORTS	VALUE
SUGARCANE	62	0	1,437,071,001.5	112,772,177
PORK	5	115,500	1,017,445,217.9	2,808,150,143
CHICKEN	3	23,405	920,702,810.2	1,576,538,605
BEEF	4	6,600	907,886,518	3,129,223,465
COFFEE	20	0	91,438,719.3	389,386,450
SHRIMP	12	0	44,981,737	405,126,483
SOY	89	0	43,270,872.8	25,051,765
CORN	99	0	35,623,894.4	20,883,135
PALM OIL	97	-	8,435,858.4	6,751,109
COTTON	90	0	813,800.9	983,382
COCOA	86	0	622,346	2,378,327
WOOD PULP	86	-	77,520	110,777

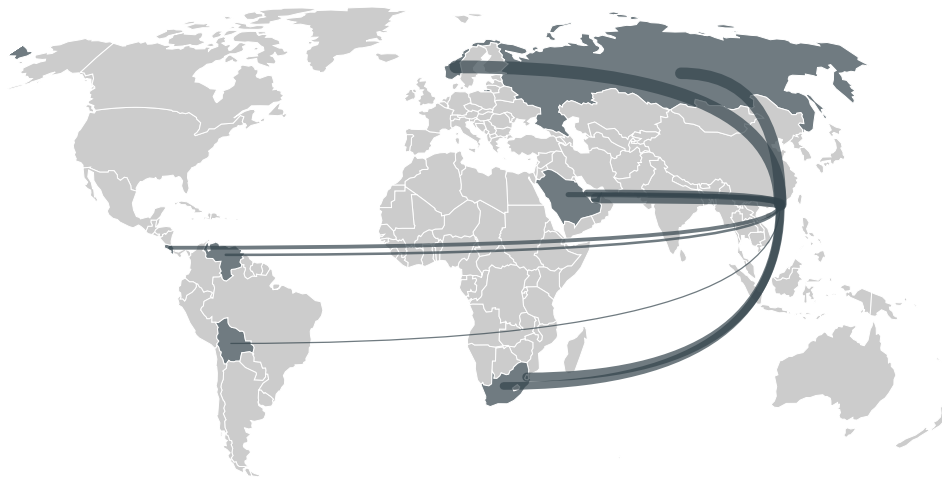
IMPORT TRAJECTORY OF CHINA (HONG KONG)



TOP EXPORT TRADERS OF COFFEE IN CHINA (HONG KONG) IN 2017



TOP EXPORT COUNTRIES OF COFFEE TO CHINA (HONG KONG) IN 2017



NORWAY 21.4%

RUSSIAN FEDERATION
18.8%

UNITED ARAB EMIRATES
16.9%

SWAZILAND 11.4%

SOUTH AFRICA 9.5%

QATAR 9.1%

SAUDI ARABIA 8.9%


COSTA RICA 2.4%

VENEZUELA 0.8%


BOLIVIA 0.8%


Trase is a partnership between

 Stockholm Environment Institute

 Global Canopy Programme

In collaboration with

 vizzuality

 The European Forest Institute

and many other organizations and individuals.

Donors

 The Global Environment Facility

 WWF

 Europe

 Gordon and Betty Moore Foundation

 The Nature Conservancy

 Department for International Development

 Formas

 Norway's International Climate and Forest Initiative (NICFI)

[Terms of Use](#) · [Privacy policy](#) · [Cookie policy](#) · [Contact us](#)