



trase

GUYANA (importer)

ACTIVITY COMMODITY YEAR
Importer **Coffee** **2016**

POPULATION GDP SURFACE AREA AGRICULTURAL LAND AREA
771,366 **4,482,697,336.6** **214,970** **17,000**

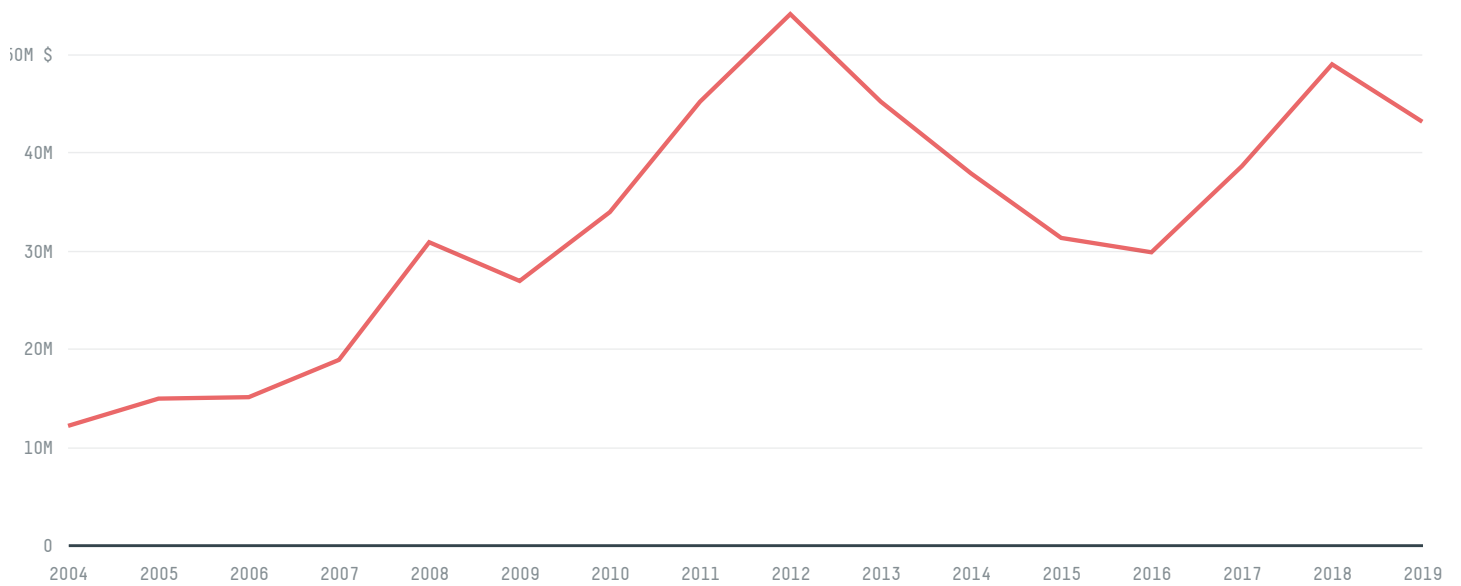
FORESTED LAND AREA
165,160

GUYANA is the world's 82nd largest country by area, 161st largest by population size and is the world's 158th largest economy (by GDP). Forests make up 77% of its area, and agriculture 8%. It's placement in the Human Development Index is 0.666. GUYANA is a signatory to NYDF ENDORSER and ADP SIGNATORY.

TOP IMPORTS IN 2016

| COMMODITY | WORLD IMPORT RANKING | PRODUCTION | IMPORTS | VALUE |
|-----------|----------------------|------------|--------------|------------|
| SUGARCANE | 133 | 2,366,995 | 57,134,596 | 5,089,538 |
| CORN | 108 | 4,000 | 21,873,509.1 | 10,306,874 |
| SOY | 105 | 0 | 13,954,312.8 | 7,285,227 |
| PALM OIL | 108 | - | 3,006,900.8 | 2,594,262 |
| CHICKEN | 138 | 32,163 | 937,550.2 | 949,423 |
| BEEF | 142 | 2,036 | 443,659.6 | 730,995 |
| COFFEE | 143 | 413 | 287,521.3 | 1,813,093 |
| PORK | 118 | 252 | 238,213.4 | 821,670 |

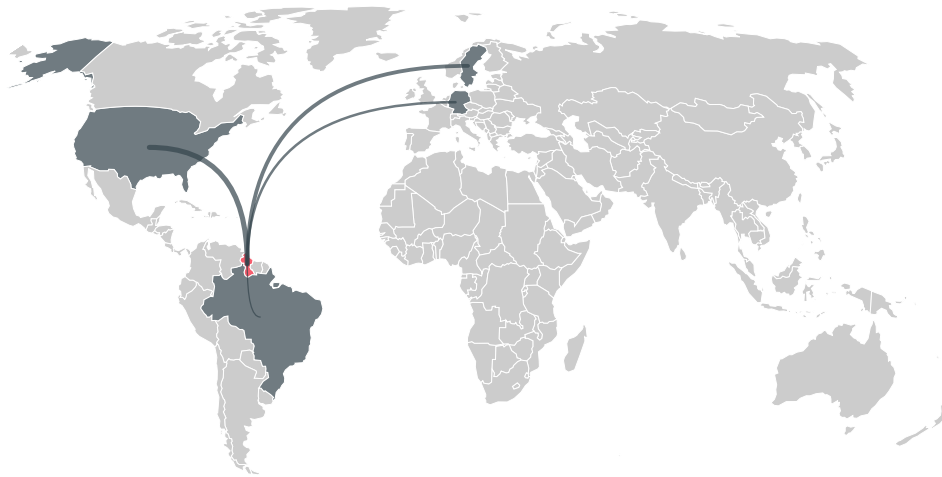
IMPORT TRAJECTORY OF GUYANA



TOP EXPORT TRADERS OF COFFEE IN GUYANA IN 2016



TOP EXPORT COUNTRIES OF COFFEE TO GUYANA IN 2016



UNITED STATES 88.3%

SWEDEN 10.1%

GERMANY 1.6%

BRAZIL < 0.1%


DEFORESTATION ALERTS IN ...

Trase is a partnership between

 Stockholm Environment Institute

 Global Canopy Programme

In collaboration with

 vizzuality

 The European Forest Institute

and many other organizations and

Donors

 The Global Environment Facility

 WWF

 Europe

 Gordon and Betty Moore Foundation

 The Nature Conservancy

 Department for International Development

This website uses cookies to provide you with an improved user experience. By continuing to browse this site, you consent to the use of cookies and similar technologies. Please visit our [privacy policy](#) for further details.

I AGREE

