



trase

COLOMBIA (importer)

ACTIVITY	COMMODITY	YEAR
Importer	Coffee	2017

POPULATION	GDP	SURFACE AREA
48,909,844	311,883,730,690.1	1,141,749

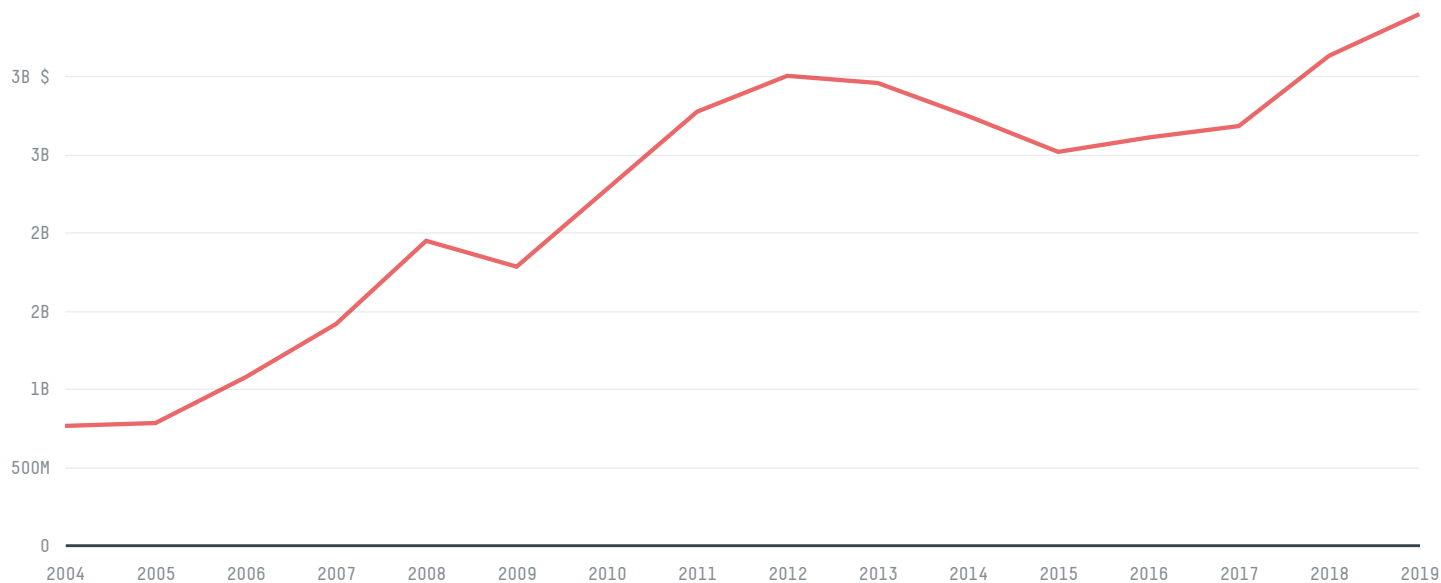
AGRICULTURAL LAND AREA	FORESTED LAND AREA
446,656	584,750.2

COLOMBIA is the world's 24th largest country by area, 29th largest by population size and is the world's 39th largest economy (by GDP). Forests make up 51% of its area, and agriculture 39%. It's placement in the Human Development Index is 0.76. COLOMBIA is a signatory to NYDF ENDORSER and ADP SIGNATORY.

TOP IMPORTS IN 2017

COMMODITY	WORLD IMPORT RANKING	PRODUCTION	IMPORTS	VALUE
CORN	7	1,329,856	4,938,380,828.7	922,029,981
SOY	19	77,328	2,180,231,521	920,538,589
SUGARCANE	60	34,833,514	1,506,877,090.4	210,718,050
CHICKEN	40	1,563,569	80,142,024	86,360,676
COTTON	28	74,000	25,582,435.1	46,859,660
COFFEE	51	760,209	24,553,148.8	50,136,925
PALM OIL	82	-	20,754,462.1	145,923,043
WOOD PULP	38	-	13,829,287	10,376,436
PALM KERNEL	27	-	12,565,009	17,276,943
BEEF	81	753,433	10,242,735.5	26,543,115
SHRIMP	31	4,000	5,778,704	34,884,395
COCOA	61	56,297	4,252,463	9,523,538

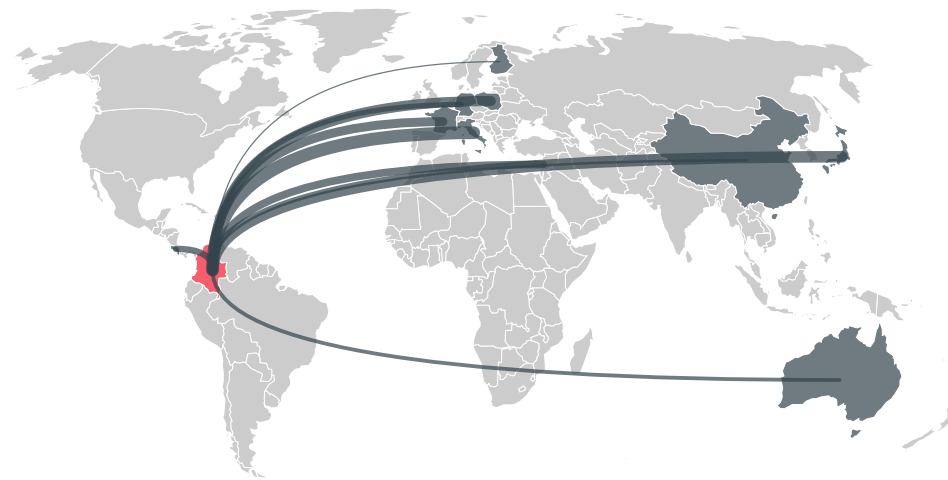
IMPORT TRAJECTORY OF COLOMBIA



TOP EXPORT TRADERS OF COFFEE IN COLOMBIA IN 2017



TOP EXPORT COUNTRIES OF COFFEE TO COLOMBIA IN 2017



ITALY 66.3%

JAPAN 21.3%

POLAND 7.8%

FRANCE 1.8%

LEBANON 1%

COSTA RICA 1%

GERMANY 0.7%

AUSTRALIA < 0.1%

CHINA (MAINLAND) < 0.1%


FINLAND < 0.1%


Trase is a partnership between

 Stockholm Environment Institute

 Global Canopy Programme

In collaboration with

 vizzuality

 The European Forest Institute

and many other organizations and individuals.

Donors

 The Global Environment Facility

 WWF

 Europe

 Gordon and Betty Moore Foundation

 The Nature Conservancy

 Department for International Development

 Formas

 Norway's International Climate and Forest Initiative (NICFI)

[Terms of Use](#) · [Privacy policy](#) · [Cookie policy](#) · [Contact us](#)