



trase

CANADA (importer)

ACTIVITY	COMMODITY	YEAR
Importer	Coffee	2017

POPULATION	GDP	LAND AREA
36,543,321	1,649,878,054,226.8	9,093,510

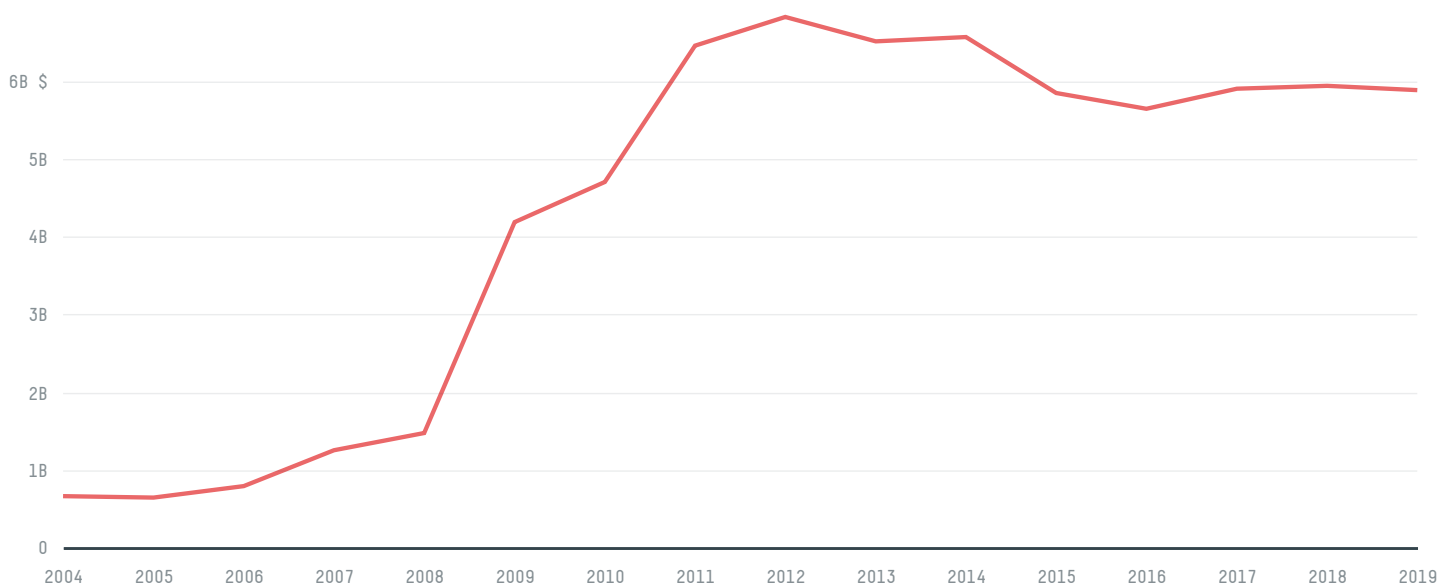
AGRICULTURAL LAND AREA	FORESTED LAND AREA
626,710	3,470,224.1

CANADA is the world's 4th largest country by land mass, 38th largest by population size and is the world's 10th largest economy (by GDP). Forests make up 38% of its land mass and agricultural areas, 7%. It's placement in the Human Development Index is 0.921. CANADA is a signatory to NYDF ENDORSER and ADP SIGNATORY.

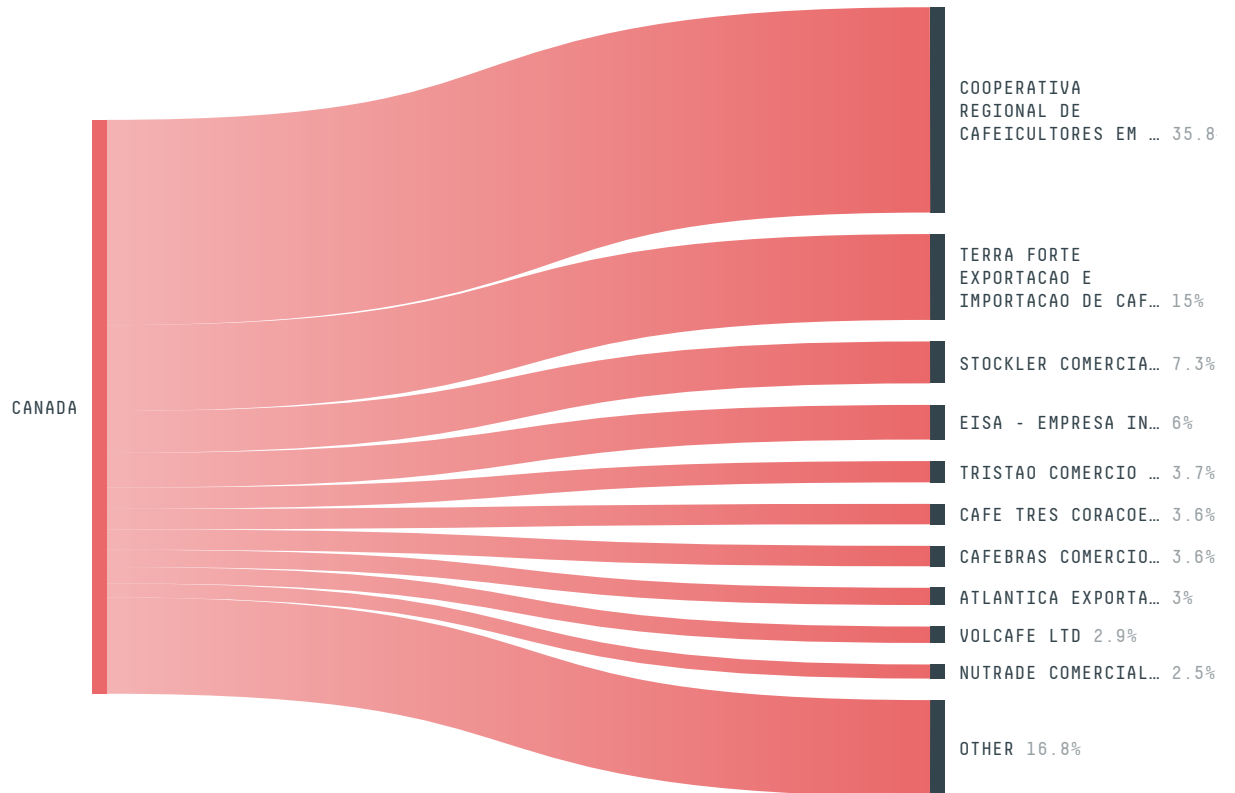
TOP IMPORTS IN 2017

COMMODITY	WORLD IMPORT RANKING	PRODUCTION	IMPORTS	VALUE
BEEF	17	1,167,695	195,330,205	1,200,144,328
PORK	18	2,141,784	108,672,683.1	683,302,170
SOY	10	7,716,600	43,314,521.4	30,993,668
CORN	98	14,095,300	36,450,250.4	391,502,869
COCOA	24	0	33,513,915	512,519,129
CHICKEN	11	1,237,223	25,749,752.5	52,599,722
COTTON	34	0	15,979,576.3	9,183,498
PALM KERNEL	23	-	14,174,586	21,231,642
SUGARCANE	159	0	759,024	1,076,815,627
SHRIMP	72	0	549,963	392,133,883
WOOD PULP	107	-	18,000	201,472,146
PALM OIL	-	-	-	-
COFFEE	160	0	0	1,325,347,220

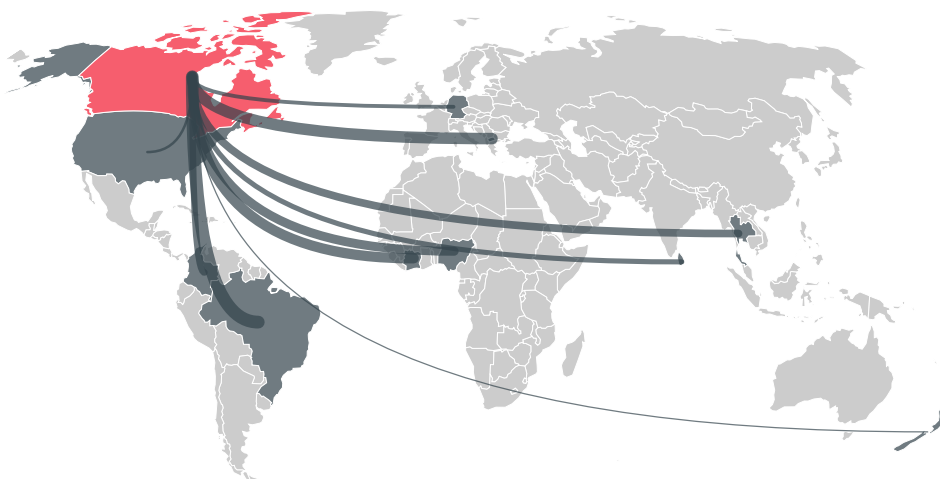
IMPORT TRAJECTORY OF CANADA



TOP EXPORT TRADERS OF COFFEE IN CANADA IN 2017




TOP EXPORT COUNTRIES OF COFFEE TO CANADA IN 2017




BRAZIL	99.9%
MACEDONIA	< 0.1%
COTE D'IVOIRE	< 0.1%
NIGERIA	< 0.1%
NEW ZEALAND	< 0.1%
UNITED STATES	< 0.1%
GERMANY	< 0.1%
SRI LANKA	< 0.1%
COLOMBIA	< 0.1%
THAILAND	< 0.1%

Trase is a partnership between

 Stockholm Environment Institute

 Global Canopy Programme

In collaboration with

 vizzuality

 The European Forest Institute

and many other organizations and individuals.

Donors

 The Global Environment Facility

 WWF

 Europe

 Gordon and Betty Moore Foundation

 The Nature Conservancy

 Department for International Development

 Formas

 Norway's International Climate and Forest Initiative (NICFI)

[Terms of Use](#) · [Privacy policy](#) · [Cookie policy](#) · [Contact us](#)