



trase

BOLIVIA (importer)

ACTIVITY	COMMODITY	YEAR
Importer	Cocoa	2017

POPULATION	GDP	SURFACE AREA
11,192,854	37,508,642,165.3	1,098,580

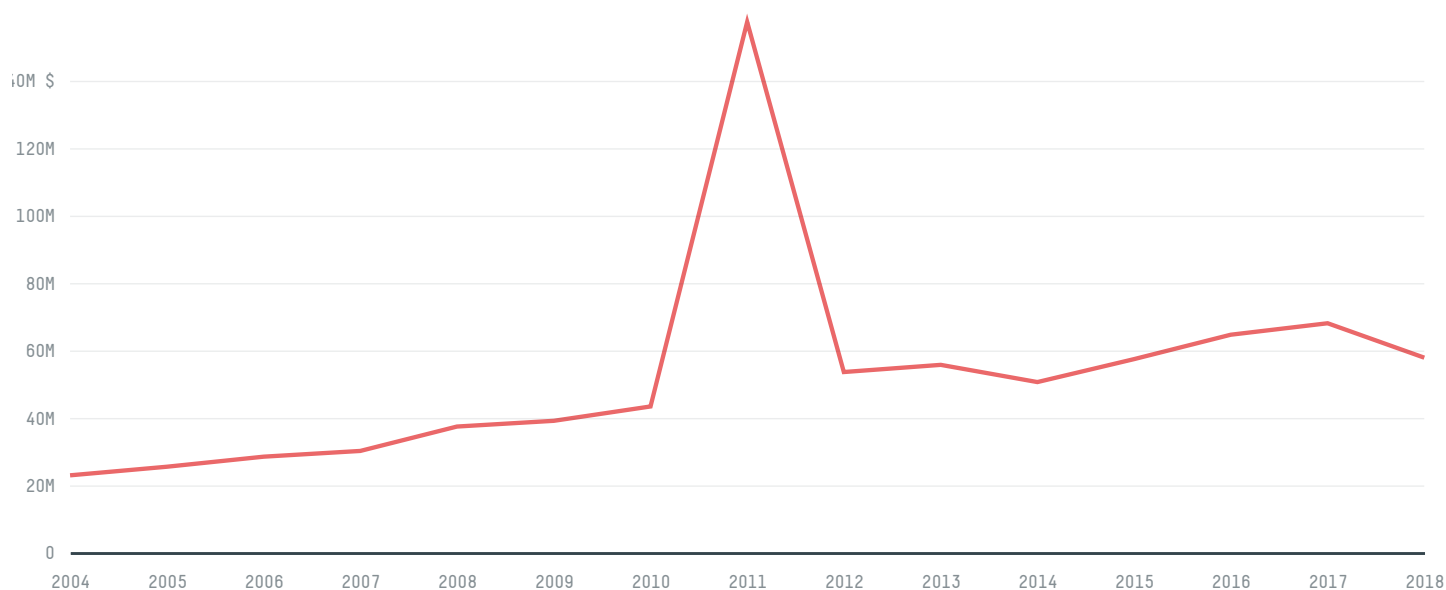
AGRICULTURAL LAND AREA	FORESTED LAND AREA
376,850	544,750

BOLIVIA is the world's 26th largest country by area, 79th largest by population size and is the world's 96th largest economy (by GDP). Forests make up 50% of its area, and agriculture 34%. It's placement in the Human Development Index is 0.7. BOLIVIA is a signatory to NYDF ENDORSER and ADP SIGNATORY.

TOP IMPORTS IN 2017

COMMODITY	WORLD IMPORT RANKING	PRODUCTION	IMPORTS	VALUE
CORN	73	954,909	88,420,008	23,146,028
SUGARCANE	128	8,731,676	72,451,555.2	4,887,771
SOY	114	2,671,046	10,071,047	5,617,742
PALM OIL	115	-	3,015,972.6	3,507,300
COCOA	71	5,518	2,467,410	6,644,564
COFFEE	106	21,181	1,623,674.3	14,018,656
BEEF	120	260,000	1,489,933.5	1,967,001
CHICKEN	129	504,093	1,417,265.3	5,397,744
COTTON	99	117,000	461,420	859,050
WOOD PULP	73	-	319,343	263,776
PALM KERNEL	78	-	248,226	454,736
PORK	140	106,000	106,230	1,153,477
SHRIMP	106	0	28,353	171,077

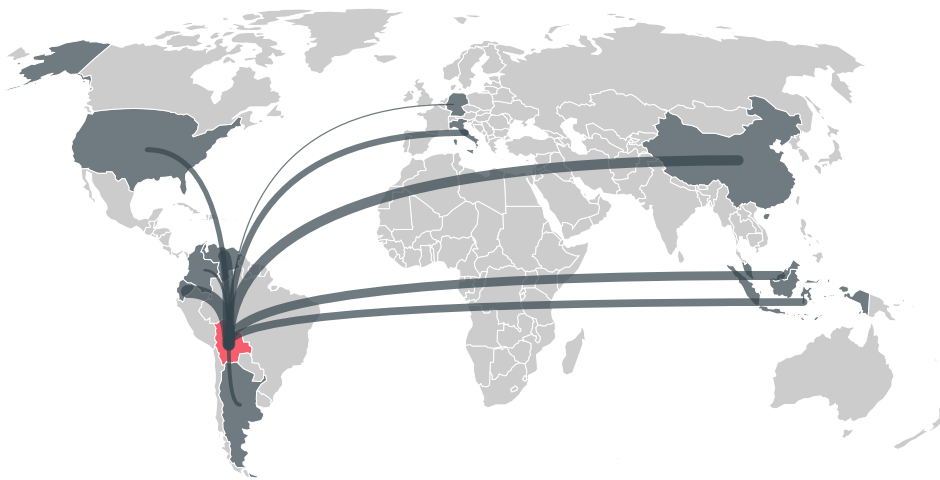
IMPORT TRAJECTORY OF BOLIVIA



TOP EXPORT TRADERS OF COCOA IN BOLIVIA IN 2017



TOP EXPORT COUNTRIES OF COCOA TO BOLIVIA IN 2017



ECUADOR 40.1%

VENEZUELA 31.7%

CHINA (MAINLAND)
13.9%

MALAYSIA 9.2%

INDONESIA 3.8%

ITALY 0.5%

UNITED STATES 0.5%

ARGENTINA 0.2%

COLOMBIA < 0.1%

GERMANY < 0.1%


Trase is a partnership between

 Stockholm Environment Institute

 Global Canopy Programme

In collaboration with

 vizzuality

 The European Forest Institute

and many other organizations and individuals.

Donors

 The Global Environment Facility

 WWF

 Europe

 Gordon and Betty Moore Foundation

 The Nature Conservancy

 Department for International Development

 Formas

 Norway's International Climate and Forest Initiative (NICFI)

[Terms of Use](#) · [Privacy policy](#) · [Cookie policy](#) · [Contact us](#)