



trase

JAPAN (importer)

ACTIVITY	COMMODITY	YEAR
Importer	Cocoa	2017

POPULATION	GDP	LAND AREA
126,785,797	4,866,864,409,657.7	364,560

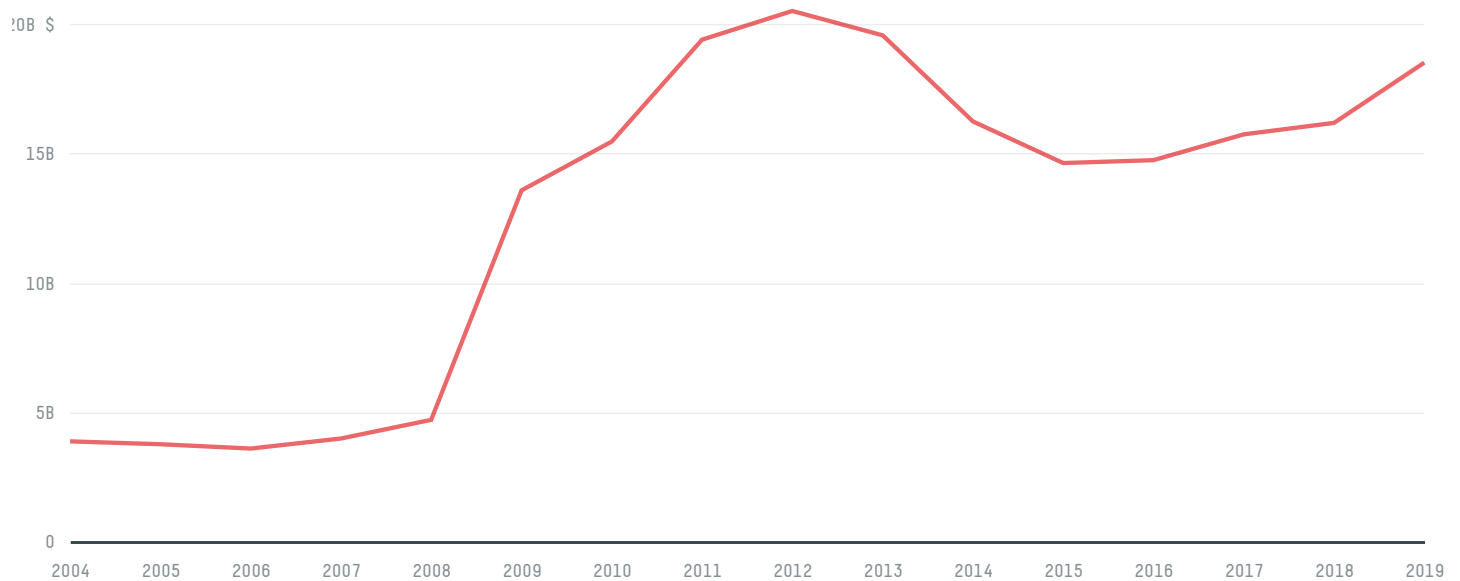
AGRICULTURAL LAND AREA	FORESTED LAND AREA
44,710	249,564

JAPAN is the world's 61st largest country by land mass, 10th largest by population size and is the world's 3rd largest economy (by GDP). Forests make up 68% of its land mass and agricultural areas, 12%. It's placement in the Human Development Index is 0.913. JAPAN is a signatory to NYDF ENDORSER and ADP SIGNATORY.

TOP IMPORTS IN 2017

COMMODITY	WORLD IMPORT RANKING	PRODUCTION	IMPORTS	VALUE
BEEF	3	469,096	908,205,716.5	4,245,329,129
PORK	4	1,272,301	659,193,564.7	2,560,811,742
COFFEE	4	0	415,807,442	1,439,312,981
SHRIMP	2	1,354	172,314,632	1,887,880,507
COCOA	14	0	114,372,363	414,625,776
COTTON	16	0	93,288,213.9	179,267,840
PALM KERNEL	9	-	72,400,925	101,190,574
SUGARCANE	144	1,297,000	9,872,794.8	572,123,732
CORN	130	165	4,419,807.7	3,086,847,730
SOY	65	253,000	2,881,157.3	14,086,649
CHICKEN	67	2,214,899	309,670.1	7,066,588
WOOD PULP	121	-	195	1,230,145,400
PALM OIL	-	-	-	-

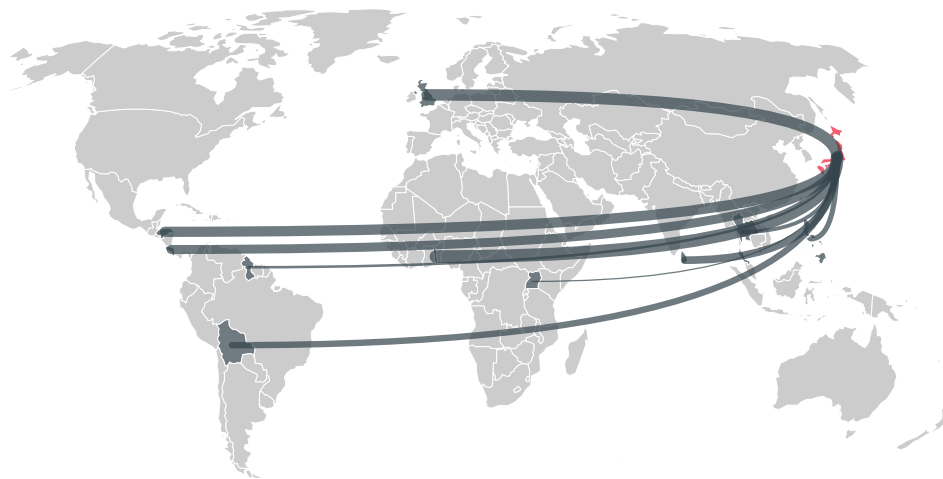
IMPORT TRAJECTORY OF JAPAN



TOP EXPORT TRADERS OF COCOA IN JAPAN IN 2017



TOP EXPORT COUNTRIES OF COCOA TO JAPAN IN 2017



TOGO 24.8%

UNITED KINGDOM 22.3%

HONDURAS 19.8%

COSTA RICA 13.4%

SRI LANKA 8.9%

BOLIVIA 4.2%

PHILIPPINES 3.3%

THAILAND 1.3%

GUYANA 1.1%

UGANDA 0.9%


Trase is a partnership between

 Stockholm Environment Institute

 Global Canopy Programme

In collaboration with

 vizzuality

 The European Forest Institute

and many other organizations and individuals.

Donors

 The Global Environment Facility

 WWF

 Europe

 Gordon and Betty Moore Foundation

 The Nature Conservancy

 Department for International Development

 Formas

 Norway's International Climate and Forest Initiative (NICFI)

[Terms of Use](#) · [Privacy policy](#) · [Cookie policy](#) · [Contact us](#)