



trase

GERMANY (importer)

ACTIVITY	COMMODITY	YEAR
Importer	Cocoa	2017

POPULATION	GDP	SURFACE AREA
82,657,002	3,682,602,479,929.4	357,580

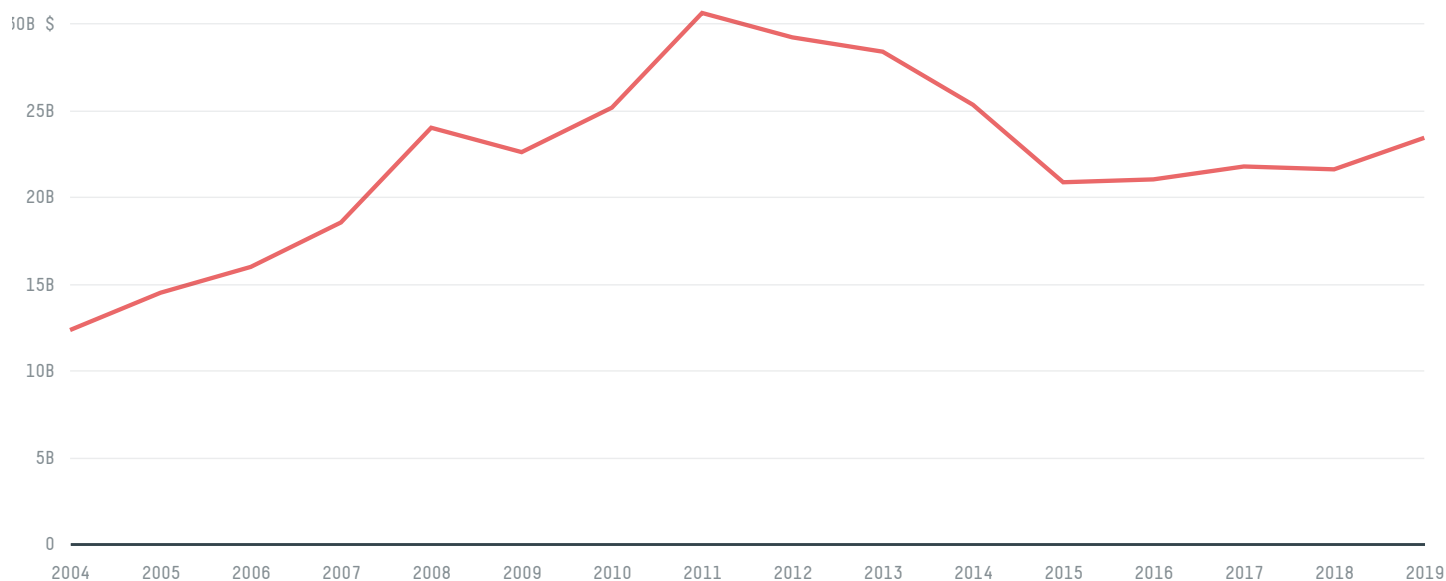
AGRICULTURAL LAND AREA	FORESTED LAND AREA
166,570	114,210

GERMANY is the world's 62nd largest country by area, 16th largest by population size and is the world's 4th largest economy (by GDP). Forests make up 32% of its area, and agriculture 47%. It's placement in the Human Development Index is 0.938. GERMANY is a signatory to NYDF ENDORSER and ADP SIGNATORY.

TOP IMPORTS IN 2017

COMMODITY	WORLD IMPORT RANKING	PRODUCTION	IMPORTS	VALUE
SUGARCANE	5	0	22,371,206,609.6	1,181,820,398
SOY	7	66,000	5,334,451,702.5	2,169,407,040
CORN	13	4,547,600	2,827,296,771.2	833,210,715
COFFEE	2	0	1,218,270,828.3	3,984,809,308
PORK	3	5,505,572	1,106,539,256.9	3,940,504,062
PALM OIL	9	-	960,449,415.6	796,522,171
CHICKEN	5	1,009,565	858,472,987.4	1,819,359,815
WOOD PULP	3	-	773,567,636	641,028,894
BEEF	5	1,137,008	648,244,147.6	3,160,712,450
COCOA	3	0	626,794,770	2,164,685,032
PALM KERNEL	2	-	432,051,902	584,883,567
COTTON	20	0	40,374,177.1	69,992,379
SHRIMP	15	0	39,570,356	443,549,942

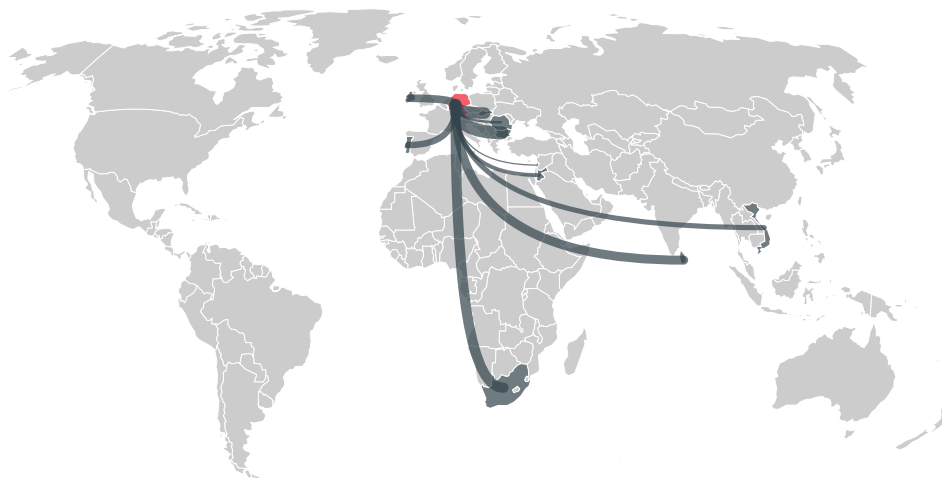
IMPORT TRAJECTORY OF GERMANY



TOP EXPORT TRADERS OF COCOA IN GERMANY IN 2017



TOP EXPORT COUNTRIES OF COCOA TO GERMANY IN 2017



BULGARIA 21.5%

SLOVAKIA 20.5%

SOUTH AFRICA 15.9%

SRI LANKA 15%

IRELAND 13%

PORTUGAL 5.8%

VIETNAM 5%


JORDAN 2%

ROMANIA 0.8%


LEBANON 0.6%


Trase is a partnership between

 Stockholm Environment Institute

 Global Canopy Programme

In collaboration with

 vizzuality

 The European Forest Institute

and many other organizations and individuals.

Donors

 The Global Environment Facility

 WWF

 Europe

 Gordon and Betty Moore Foundation

 The Nature Conservancy

 Department for International Development

 Formas

 Norway's International Climate and Forest Initiative (NICFI)

[Terms of Use](#) · [Privacy policy](#) · [Cookie policy](#) · [Contact us](#)