



# trase

## CHILE (importer)

ACTIVITY	COMMODITY	YEAR
<b>Importer</b>	<b>Cocoa</b>	<b>2017</b>

POPULATION	GDP	SURFACE AREA
<b>18,470,439</b>	<b>277,044,950,259</b>	<b>756,700</b>

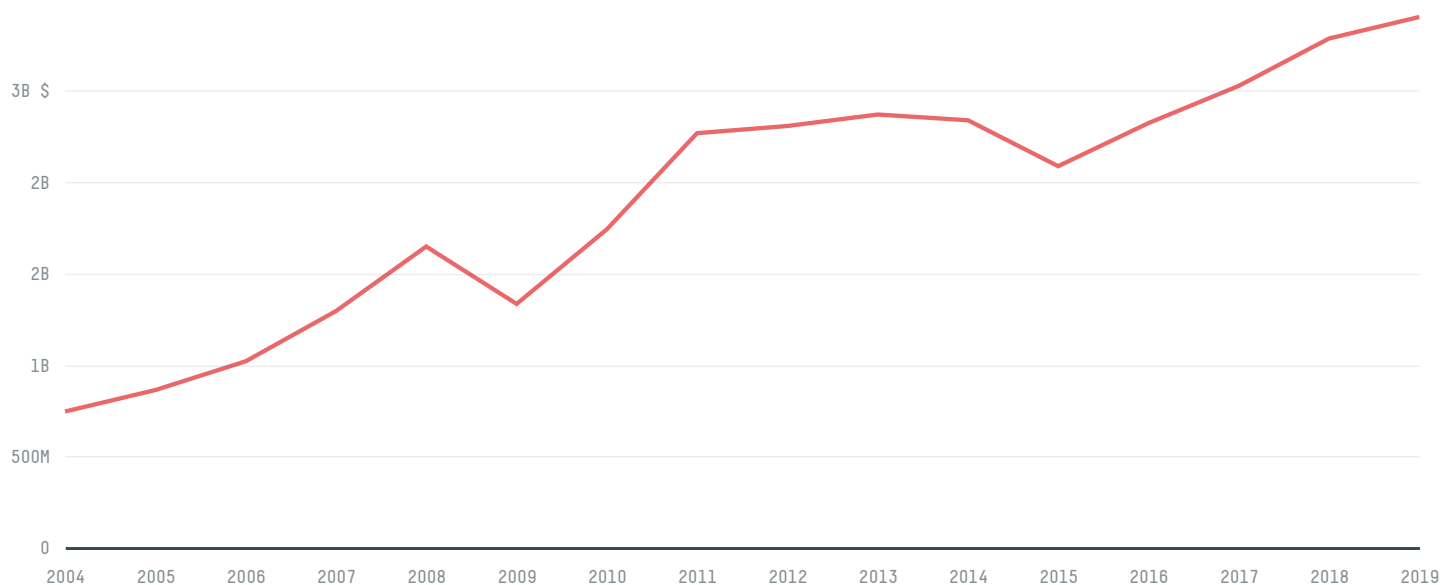
AGRICULTURAL LAND AREA	FORESTED LAND AREA
<b>157,418</b>	<b>180,358</b>

CHILE is the world's 36th largest country by area, 61st largest by population size and is the world's 41st largest economy (by GDP). Forests make up 24% of its area, and agriculture 21%. It's placement in the Human Development Index is 0.845. CHILE is a signatory to NYDF ENDORSER and ADP SIGNATORY.


## TOP IMPORTS IN 2017

COMMODITY	WORLD IMPORT RANKING	PRODUCTION	IMPORTS	VALUE
SUGARCANE	38	0	3,296,666,746.7	206,793,559
BEEF	13	203,104	285,877,512	1,044,415,163
CHICKEN	24	626,127	136,845,037.3	194,925,116
CORN	95	1,062,589	41,864,525.8	318,529,007
COFFEE	56	0	21,011,290.5	94,153,210
COCOA	36	0	16,515,878	52,878,326
SOY	107	0	15,190,767.4	341,342,264
PORK	60	490,342	12,747,140.7	202,663,977
PALM OIL	99	-	7,904,951	24,106,815
COTTON	48	0	6,303,765.1	1,732,834
SHRIMP	32	0	5,343,691	36,400,135
PALM KERNEL	36	-	5,147,409	7,420,406
WOOD PULP	53	-	3,394,312	2,330,177

## IMPORT TRAJECTORY OF CHILE



## TOP EXPORT TRADERS OF COCOA IN CHILE IN 2017




## TOP EXPORT COUNTRIES OF COCOA TO CHILE IN 2017




Trase is a partnership between

 Stockholm Environment Institute

 Global Canopy Programme

In collaboration with

 vizzuality

 The European Forest Institute

and many other organizations and individuals.

Donors

 The Global Environment Facility

 WWF

 Europe

 Gordon and Betty Moore Foundation

 The Nature Conservancy

 Department for International Development

 Formas

 Norway's International Climate and Forest Initiative (NICFI)

[Terms of Use](#) · [Privacy policy](#) · [Cookie policy](#) · [Contact us](#)