



trase

MONGOLIA (importer)

ACTIVITY COMMODITY YEAR
Importer **Palm oil** **2018**

POPULATION GDP SURFACE AREA
3,170,208 **13,108,769,495.7** **1,564,120**

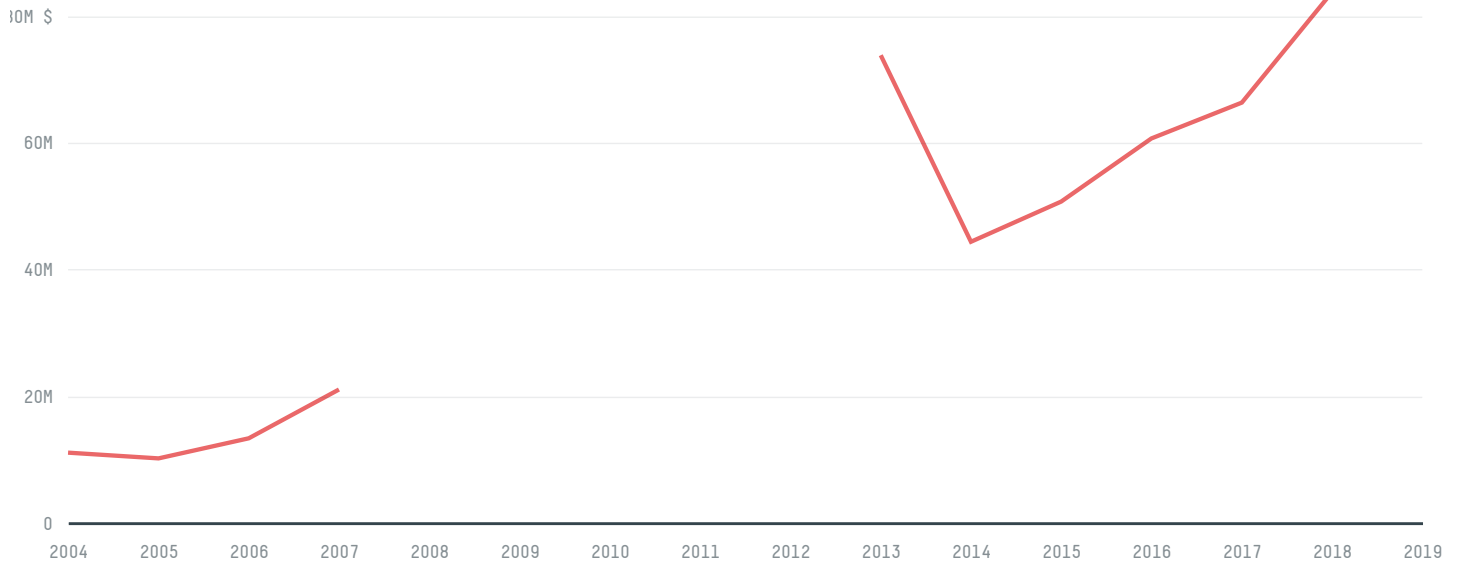
AGRICULTURAL LAND AREA FORESTED LAND AREA
1,110,622 **124,555.2**

MONGOLIA is the world's 17th largest country by area, 134th largest by population size and is the world's 135th largest economy (by GDP). Forests make up 8% of its area, and agriculture 71%. It's placement in the Human Development Index is 0.735. MONGOLIA is a signatory to NYDF ENDORSER and ADP SIGNATORY.

TOP IMPORTS IN 2018

COMMODITY	WORLD IMPORT RANKING	PRODUCTION	IMPORTS	VALUE
CHICKEN	88	243	11,770,859.5	21,825,039
PALM OIL	96	-	6,464,354.7	5,061,927
COFFEE	88	0	3,980,996.3	11,627,570

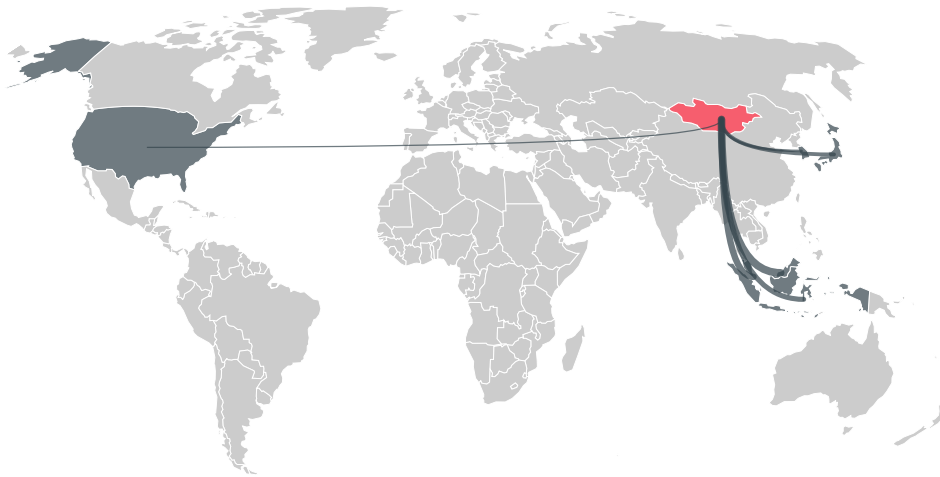
IMPORT TRAJECTORY OF MONGOLIA



TOP EXPORT TRADERS OF PALM OIL IN MONGOLIA IN 2018



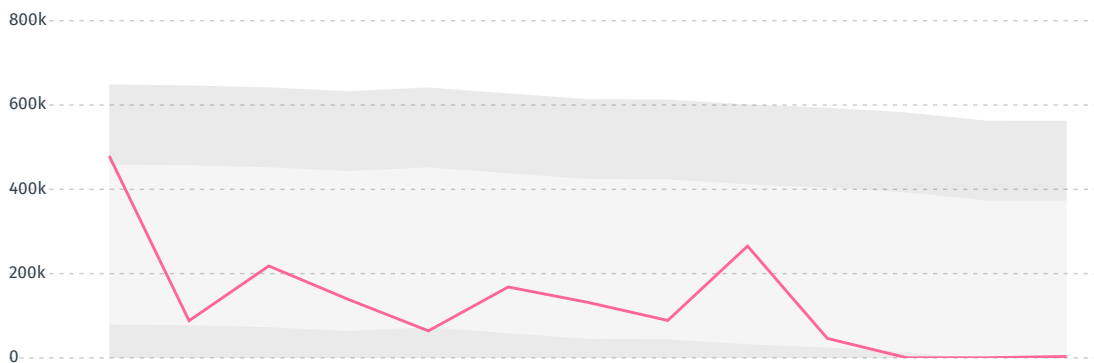
TOP EXPORT COUNTRIES OF PALM OIL TO MONGOLIA IN 2018



MALAYSIA	97.5%
SINGAPORE	2.4%
INDONESIA	< 0.1%
JAPAN	< 0.1%
SOUTH KOREA	< 0.1%
UNITED STATES	< 0.1%

DEFORESTATION ALERTS IN INDONESIA

There were **3,431** GLAD alerts reported in the week of the **18th of January 2021**. This was **normal** compared to the same week in previous years.



Caution: GLAD alerts from the last six months are preliminary. Revisions are made as unconfirmed alerts are removed from the data and alert totals are finalized six months after posting. Source: **Global Forest Watch**

Trase is a partnership between

Stockholm Environment Institute

Global Canopy Programme

In collaboration with

vizzuality

The European Forest Institute

and many other organizations and

Donors

The Global Environment Facility

WWF

Europe

Gordon and Betty Moore Foundation

The Nature Conservancy

Department for International Development