



# trase

## KUWAIT (importer)

ACTIVITY	COMMODITY	YEAR
<b>Importer</b>	<b>Palm oil</b>	<b>2018</b>

POPULATION	GDP	SURFACE AREA
<b>4,137,312</b>	<b>140,645,364,238.4</b>	<b>17,820</b>

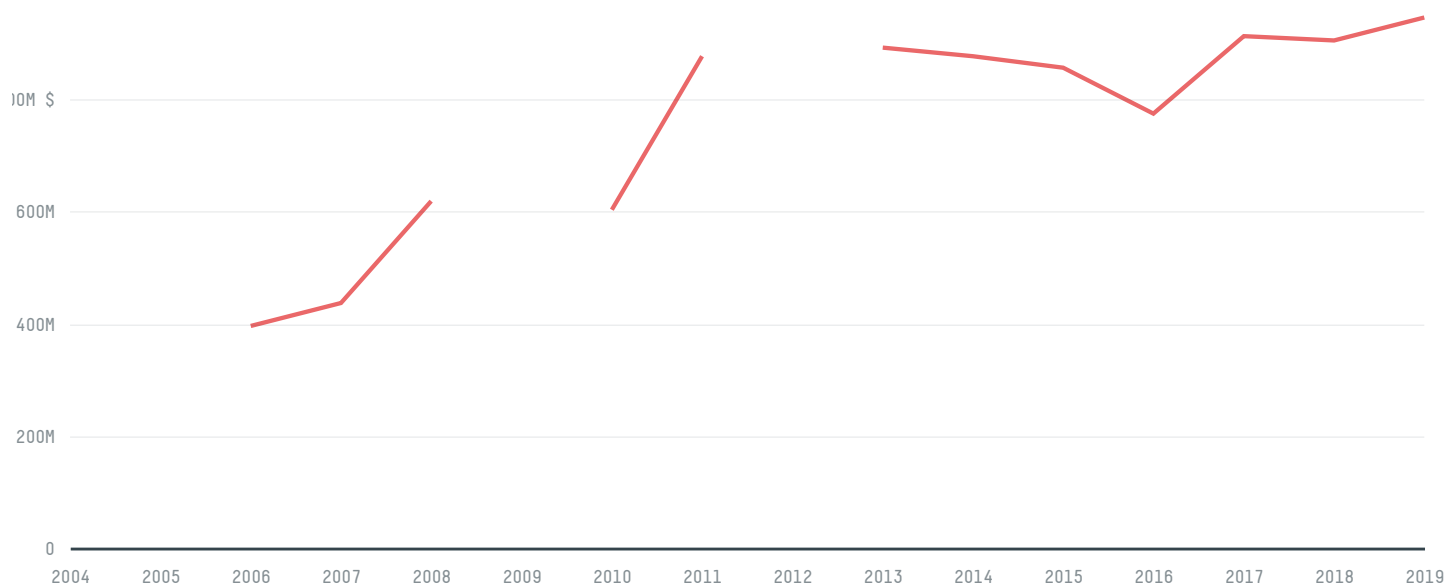
AGRICULTURAL LAND AREA	FORESTED LAND AREA
<b>1,500</b>	<b>62.5</b>

KUWAIT is the world's 152nd largest country by area, 128th largest by population size and is the world's 57th largest economy (by GDP). Forests make up 0% of its area, and agriculture 8%. It's placement in the Human Development Index is 0.808. KUWAIT is a signatory to NYDF ENDORSER and ADP SIGNATORY.

## TOP IMPORTS IN 2018

COMMODITY	WORLD IMPORT RANKING	PRODUCTION	IMPORTS	VALUE
SUGARCANE	74	0	852,674,663.4	62,678,828
CORN	56	8,869	190,978,116	108,775,805
CHICKEN	25	61,122	146,750,925.5	308,341,740
SOY	77	0	89,132,274.4	44,286,120
BEEF	42	1,936	46,343,073.9	212,831,351
PALM OIL	67	-	35,729,034.5	27,761,993
COFFEE	61	0	14,083,725.5	80,719,067
SHRIMP	31	0	6,916,021	50,347,714
COCOA	81	0	980,386	4,315,702
PORK	-	0	-	-

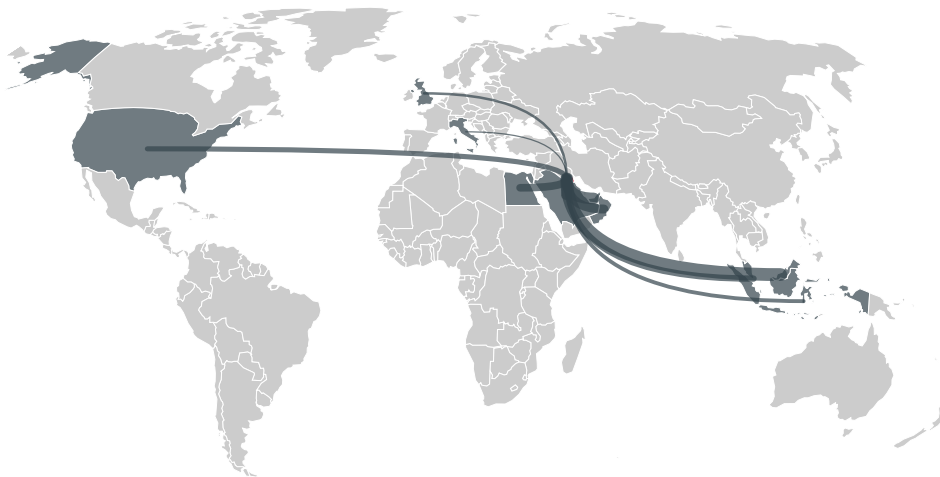
## IMPORT TRAJECTORY OF KUWAIT



## TOP EXPORT TRADERS OF PALM OIL IN KUWAIT IN 2018



## TOP EXPORT COUNTRIES OF PALM OIL TO KUWAIT IN 2018



MALAYSIA 80.5%

UNITED ARAB EMIRATES 18.2%

SAUDI ARABIA 0.5%

OMAN 0.4%

EGYPT 0.2%

SINGAPORE 0.1%

UNITED STATES < 0.1%

INDONESIA < 0.1%

UNITED KINGDOM < 0.1%


ITALY < 0.1%

Trase is a partnership between

 Stockholm Environment Institute

 Global Canopy Programme

In collaboration with

 vizzuality

 The European Forest Institute

and many other organizations and individuals.

Donors

 The Global Environment Facility


 WWF

 Europe

 Gordon and Betty Moore Foundation

 The Nature Conservancy

 Department for International Development

 Formas

 Norway's International Climate and Forest Initiative (NICFI)

[Terms of Use](#) · [Privacy policy](#) · [Cookie policy](#) · [Contact us](#)