



# trase

## KENYA (importer)

ACTIVITY	COMMODITY	YEAR
<b>Importer</b>	<b>Palm oil</b>	<b>2018</b>

POPULATION	GDP	SURFACE AREA
<b>51,393,010</b>	<b>87,778,582,964.1</b>	<b>580,370</b>

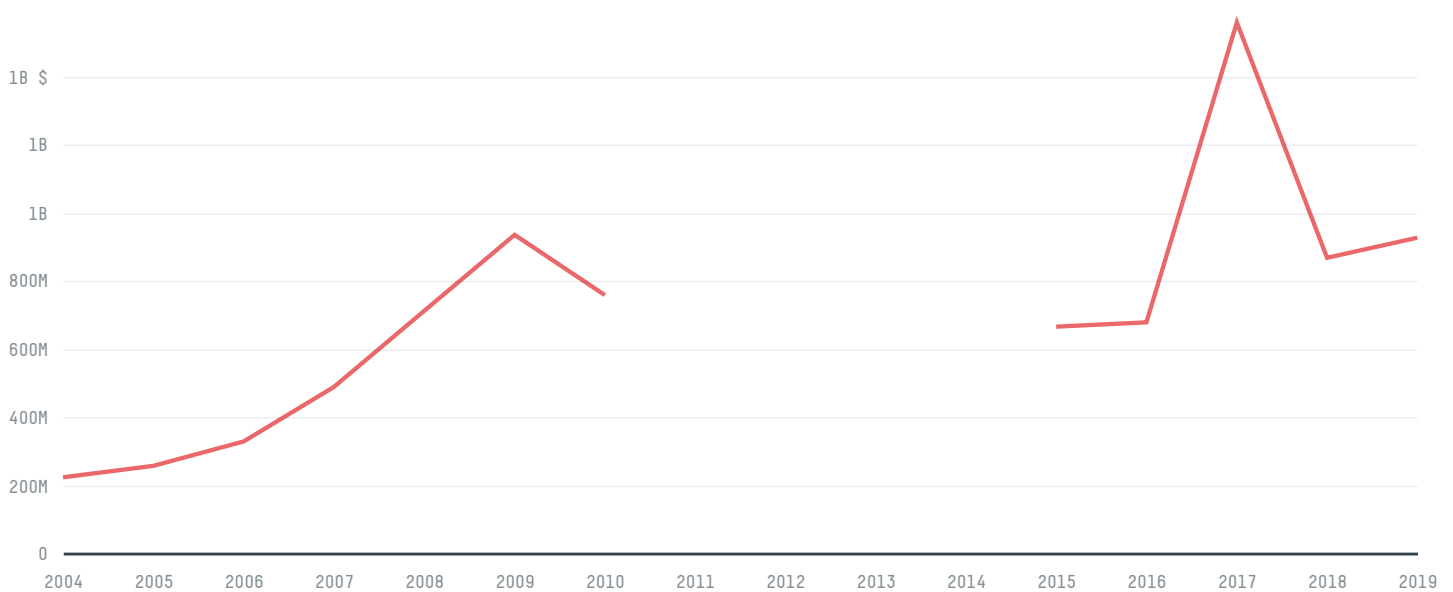
AGRICULTURAL LAND AREA	FORESTED LAND AREA
<b>276,300</b>	<b>44,496</b>

KENYA is the world's 46th largest country by area, 28th largest by population size and is the world's 66th largest economy (by GDP). Forests make up 8% of its area, and agriculture 48%. It's placement in the Human Development Index is 0.579. KENYA is a signatory to NYDF ENDORSER and ADP SIGNATORY.

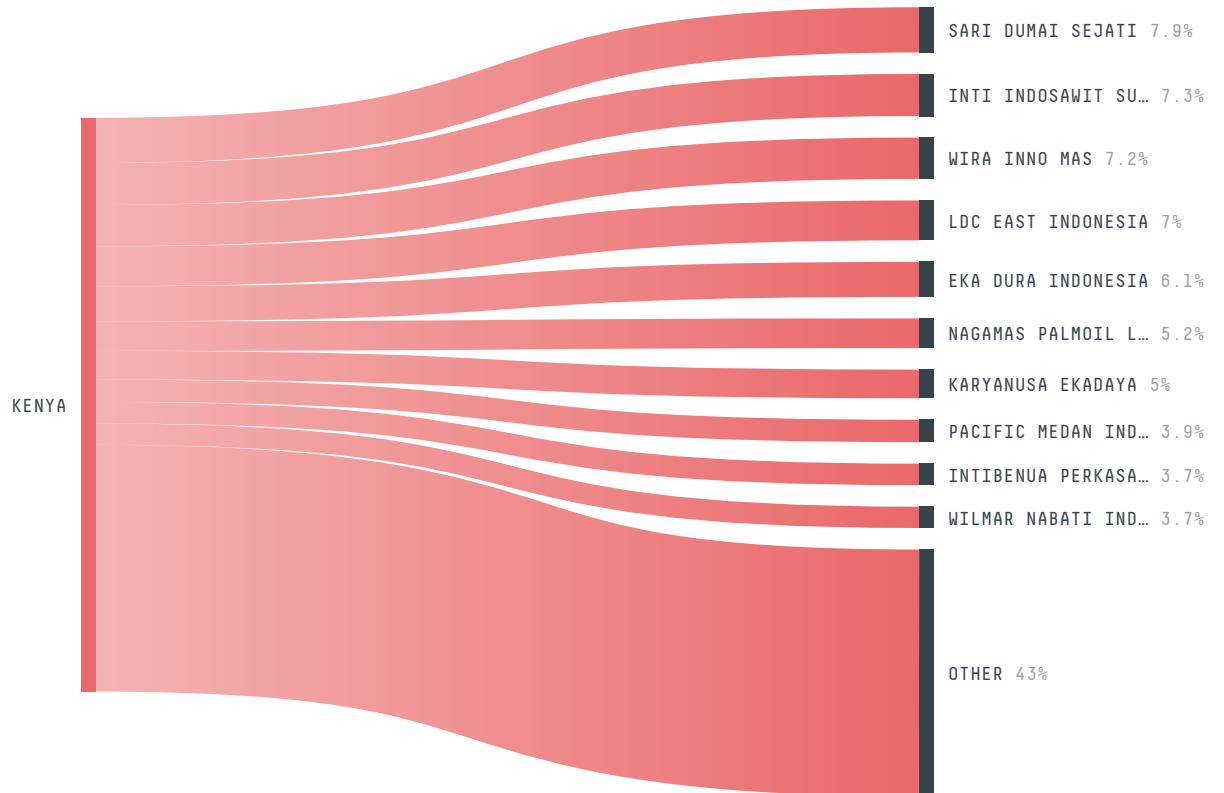
## TOP IMPORTS IN 2018

COMMODITY	WORLD IMPORT RANKING	PRODUCTION	IMPORTS	VALUE
SUGARCANE	46	5,262,157	2,325,792,920.9	158,772,517
PALM OIL	12	-	769,355,754.8	505,421,800
CORN	37	4,013,777	564,554,931.8	135,385,341
SOY	91	2,304	39,415,575.6	18,787,636
CHICKEN	131	30,248	1,353,480.5	5,273,939
COCOA	75	0	1,293,302	4,248,243
PORK	105	25,389	860,144.9	2,513,762
BEEF	137	652,010	539,703.7	1,210,818
WOOD PULP	88	-	58,677	61,447
SHRIMP	-	0	-	-

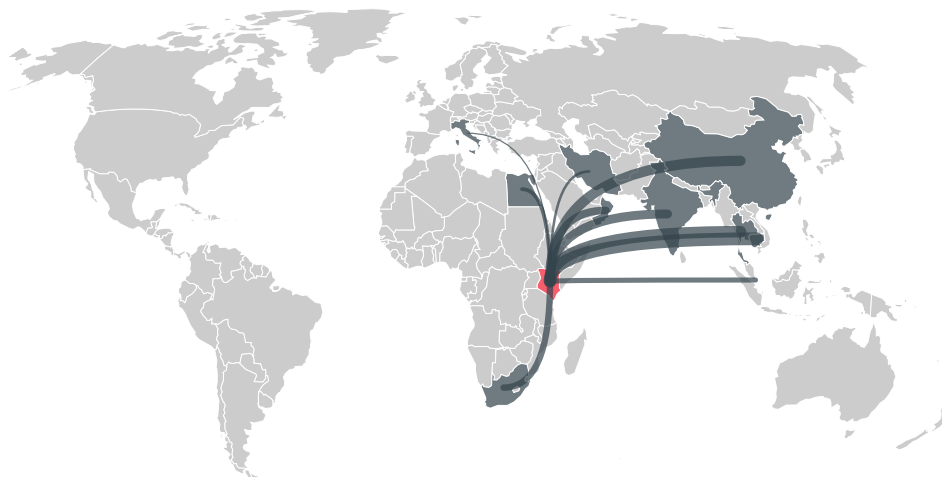
## IMPORT TRAJECTORY OF KENYA



## TOP EXPORT TRADERS OF PALM OIL IN KENYA IN 2018



## TOP EXPORT COUNTRIES OF PALM OIL TO KENYA IN 2018



CAMBODIA 30.5%

THAILAND 28.2%

CHINA (MAINLAND)  
17.8%

INDIA 12.4%

OMAN 6.2%

SOUTH AFRICA 2.2%

SINGAPORE 2.2%

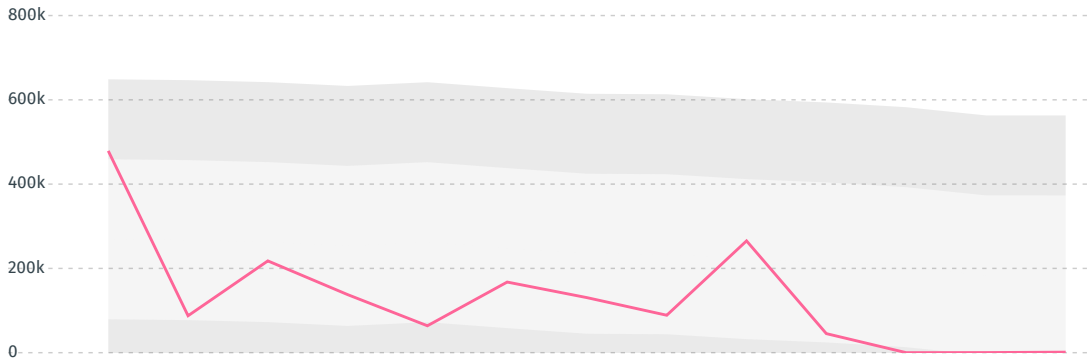
EGYPT 0.6%

IRAN < 0.1%

ITALY < 0.1%

DEFORESTATION ALERTS IN INDONESIA

There were **1,295** GLAD alerts reported in the week of the **18th of January 2021**. This was **normal** compared to the same week in previous years.



Caution: GLAD alerts from the last six months are preliminary. Revisions are made as unconfirmed alerts are removed from the data and alert totals are finalized six months after posting. Source: **Global Forest Watch**

Trase is a partnership between



In collaboration with



and many other organizations and individuals.

Donors



[Terms of Use](#) · [Privacy policy](#) · [Cookie policy](#) · [Contact us](#)