



trase

CYPRUS (importer)

ACTIVITY	COMMODITY	YEAR
Importer	Palm oil	2018

POPULATION	GDP	SURFACE AREA
1,189,265	25,309,818,138.9	9,250

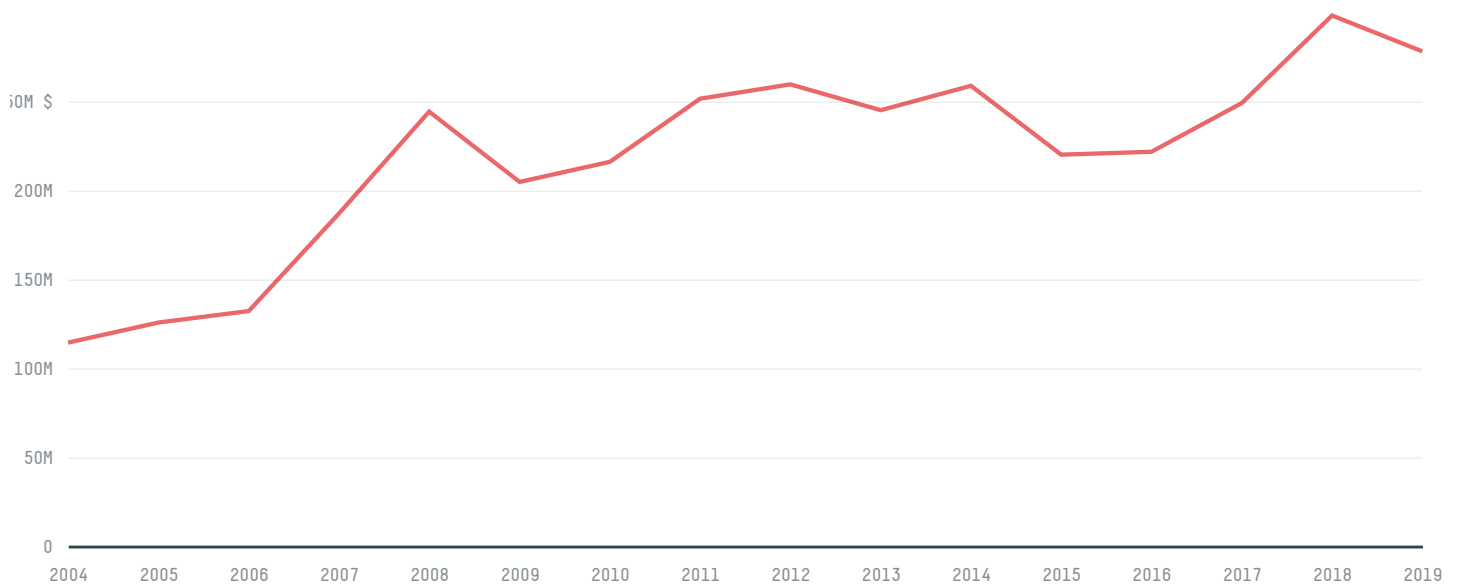
AGRICULTURAL LAND AREA	FORESTED LAND AREA
1,123.3	1,726.7

CYPRUS is the world's 162nd largest country by area, 156th largest by population size and is the world's 106th largest economy (by GDP). Forests make up 19% of its area, and agriculture 12%. It's placement in the Human Development Index is 0.873. CYPRUS is a signatory to NYDF ENDORSER and ADP SIGNATORY.

TOP IMPORTS IN 2018

COMMODITY	WORLD IMPORT RANKING	PRODUCTION	IMPORTS	VALUE
SUGARCANE	88	0	588,008,715.8	32,576,652
CORN	46	0	250,622,773.5	52,645,094
SOY	71	0	127,437,403.1	57,235,563
CHICKEN	81	25,410	14,134,738	40,646,016
PORK	65	41,799	9,397,969.9	28,246,683
COFFEE	80	0	6,856,718	45,165,156
BEEF	91	5,273	5,939,007.6	29,970,989
SHRIMP	57	28.1	1,149,085	10,116,616
PALM OIL	123	-	843,008.7	790,424
WOOD PULP	96	-	25,164	22,576

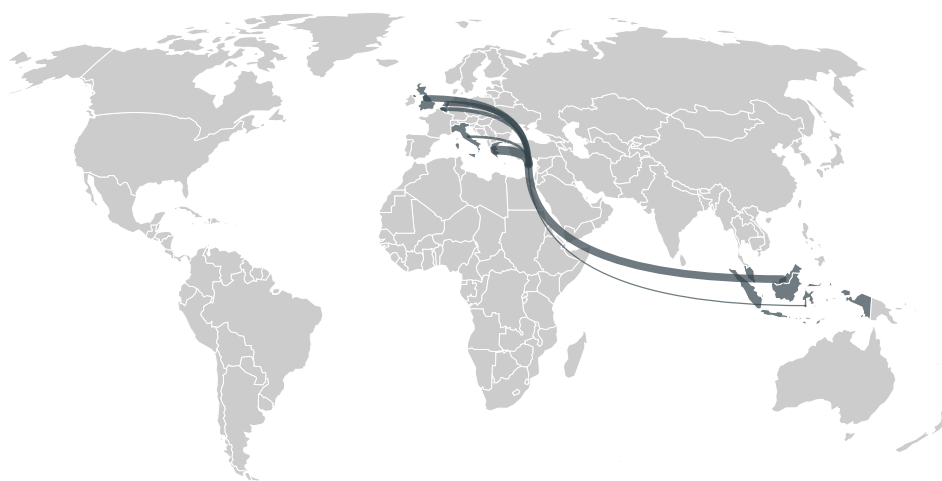
IMPORT TRAJECTORY OF CYPRUS



TOP EXPORT TRADERS OF PALM OIL IN CYPRUS IN 2018



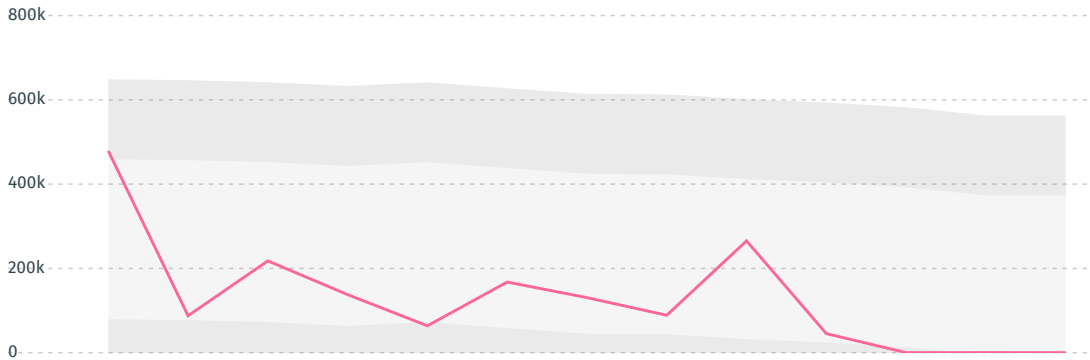
TOP EXPORT COUNTRIES OF PALM OIL TO CYPRUS IN 2018



GREECE	73.3%
MALAYSIA	15%
UNITED KINGDOM	4.2%
NETHERLANDS	2.9%
BELGIUM	2.1%
ITALY	1.8%
INDONESIA	0.7%

DEFORESTATION ALERTS IN INDONESIA

There were **154** GLAD alerts reported in the week of the **18th of January 2021**. This was **normal** compared to the same week in previous years.

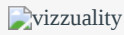


Caution: GLAD alerts from the last six months are preliminary. Revisions are made as unconfirmed alerts are removed from the data and alert totals are finalized six months after posting. Source: **Global Forest Watch**

Trase is a partnership between



In collaboration with



and many other organizations and individuals.

Donors



[Terms of Use](#) · [Privacy policy](#) · [Cookie policy](#) · [Contact us](#)