



trase

PHILIPPINES (importer)

ACTIVITY	COMMODITY	YEAR
Importer	Chicken	2018

POPULATION	GDP	LAND AREA
106,651,922	346,841,896,890.3	298,170

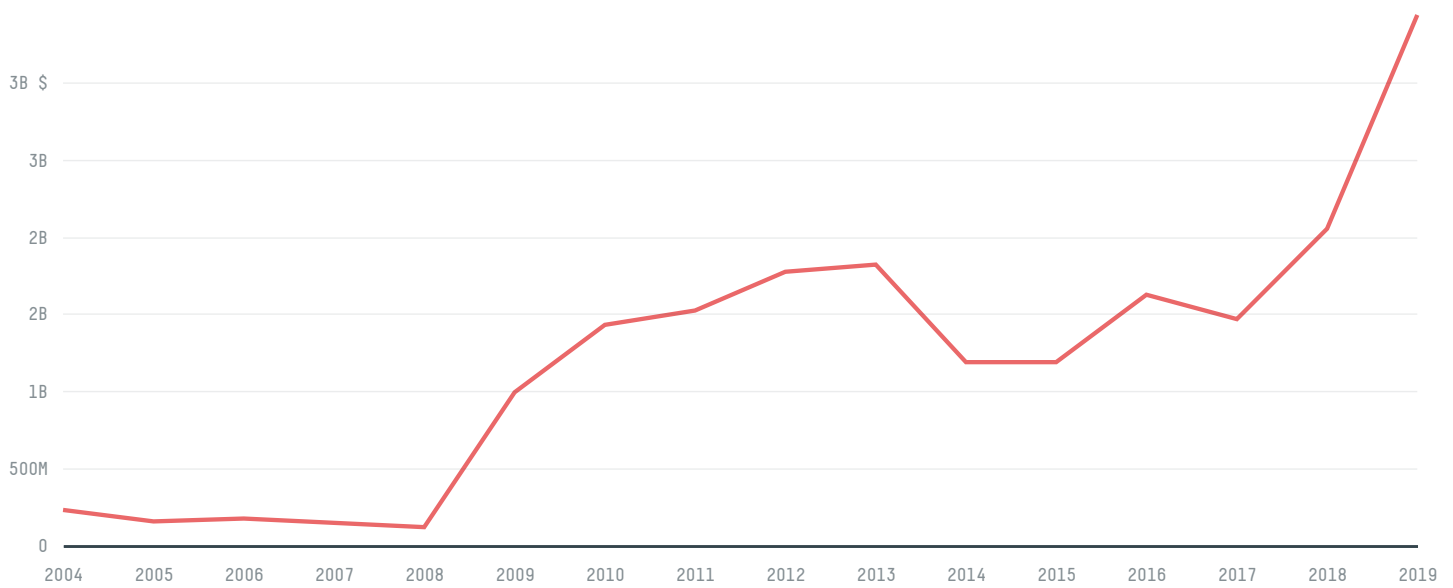
AGRICULTURAL LAND AREA	FORESTED LAND AREA
124,400	82,800

PHILIPPINES is the world's 70th largest country by land mass, 13th largest by population size and is the world's 38th largest economy (by GDP). Forests make up 28% of its land mass and agricultural areas, 42%. It's placement in the Human Development Index is 0.712. PHILIPPINES is a signatory to NYDF ENDORSER and ADP SIGNATORY.

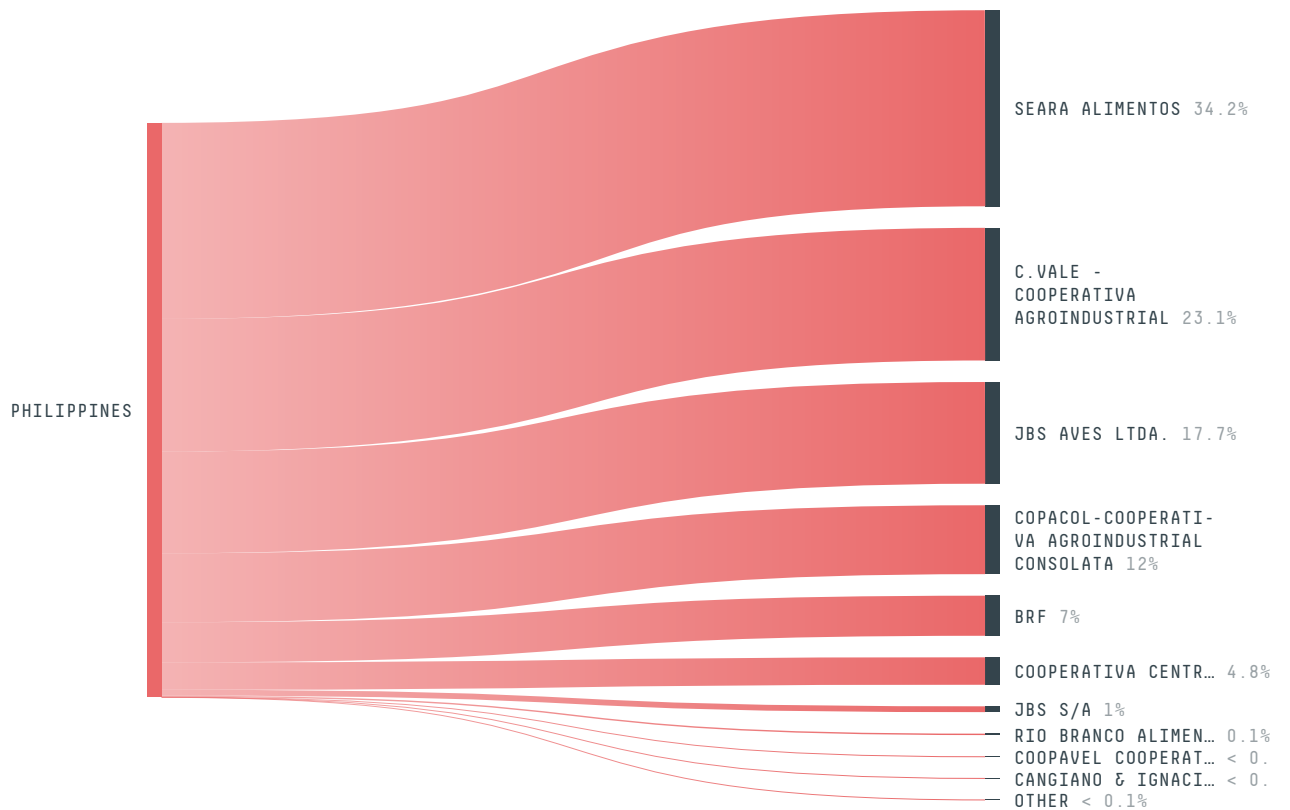
TOP IMPORTS IN 2018

COMMODITY	WORLD IMPORT RANKING	PRODUCTION	IMPORTS	VALUE
SUGARCANE	16	24,730,820	7,164,679,621.8	384,511,236
CORN	23	7,771,919	1,009,787,402.9	304,796,666
COFFEE	10	60,313	254,415,090.8	520,894,708
BEEF	19	208,537	195,279,581.6	501,015,623
WOOD PULP	41	-	98,942,207	71,804,749
PALM KERNEL	8	-	92,634,824	102,596,167
PORK	28	1,873,063	31,055,960	29,473,838
COCOA	28	7,983	30,030,569	62,007,320
COTTON	35	7	14,555,278	28,722,743
SHRIMP	35	59,587.9	4,904,938	29,011,741
SOY	111	658	302,644	18,720,089
PALM OIL	-	-	-	-
CHICKEN	-	1,344,664	-	-

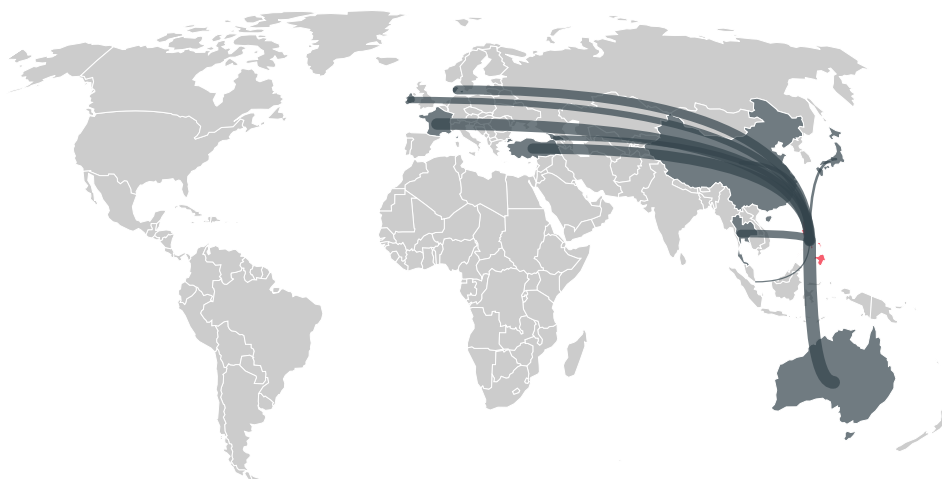
IMPORT TRAJECTORY OF PHILIPPINES



TOP EXPORT TRADERS OF CHICKEN IN PHILIPPINES IN 2018



TOP EXPORT COUNTRIES OF CHICKEN TO PHILIPPINES IN 2018



AUSTRALIA	35.5%
FRANCE	30.1%
TURKEY	14.8%
DENMARK	7.5%
THAILAND	6.2%
IRELAND	5%
GEORGIA	0.5%
CHINA (MAINLAND)	0.3%
JAPAN	0.2%
SINGAPORE	< 0.1%

Trase is a partnership between

 Stockholm Environment Institute

 Global Canopy Programme

In collaboration with

 vizzuality

 The European Forest Institute

and many other organizations and individuals.

Donors

 The Global Environment Facility

 WWF

 Europe

 Gordon and Betty Moore Foundation

 The Nature Conservancy

 Department for International Development

 Formas

 Norway's International Climate and Forest Initiative (NICFI)

[Terms of Use](#) · [Privacy policy](#) · [Cookie policy](#) · [Contact us](#)