



trase

PERU (importer)

ACTIVITY	COMMODITY	YEAR
Importer	Chicken	2018

POPULATION	GDP	SURFACE AREA
31,989,256	222,044,970,486.2	1,285,220

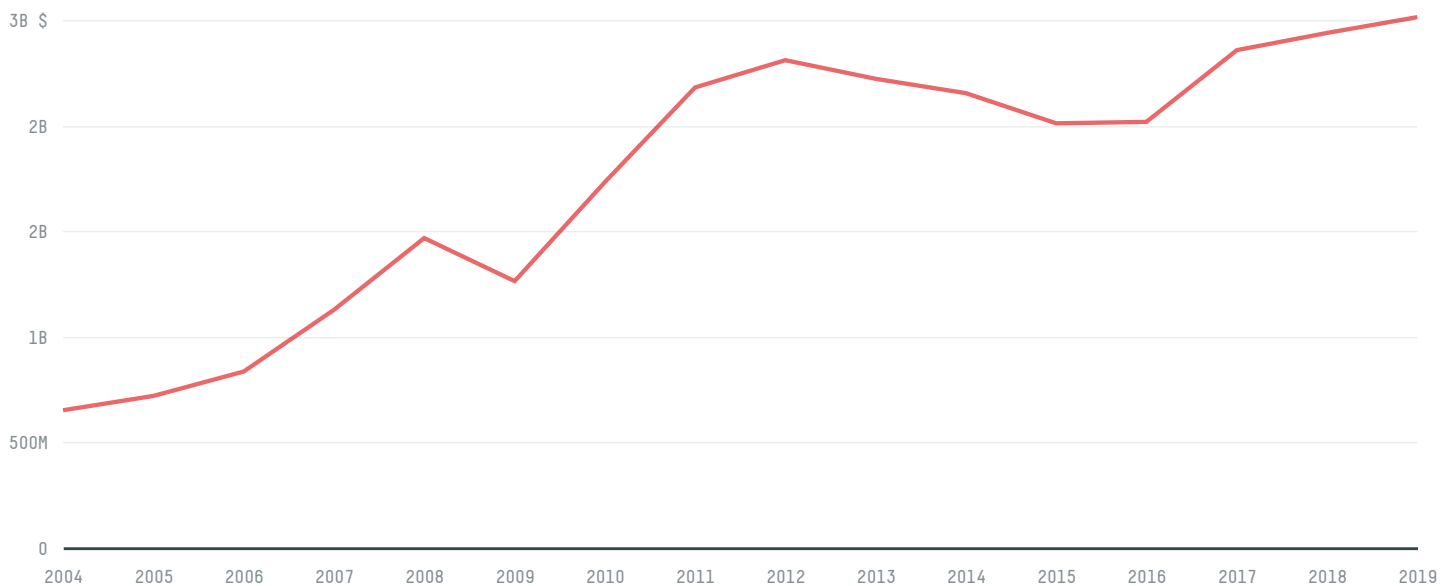
AGRICULTURAL LAND AREA	FORESTED LAND AREA
236,870	738,054

PERU is the world's 18th largest country by area, 43rd largest by population size and is the world's 50th largest economy (by GDP). Forests make up 57% of its area, and agriculture 18%. It's placement in the Human Development Index is 0.759. PERU is a signatory to NYDF ENDORSER and ADP SIGNATORY.

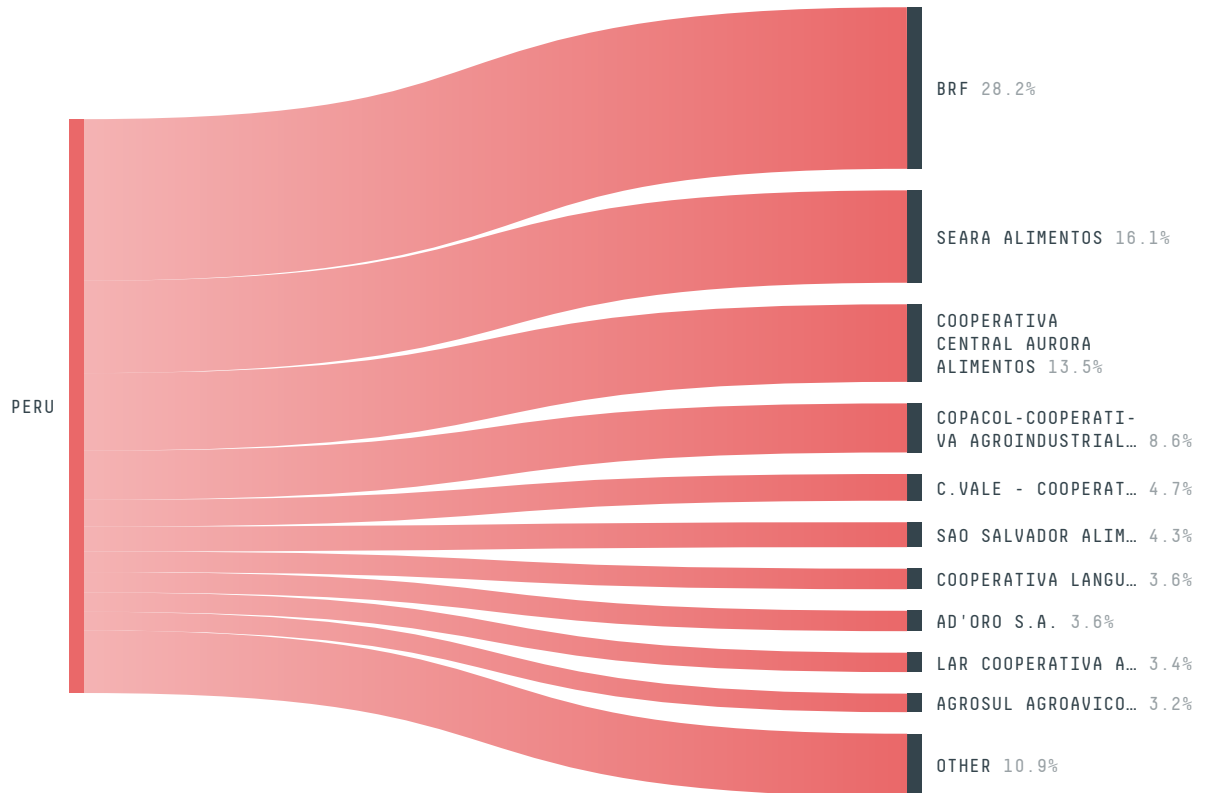
TOP IMPORTS IN 2018

COMMODITY	WORLD IMPORT RANKING	PRODUCTION	IMPORTS	VALUE
SUGARCANE	30	10,336,178	3,926,908,636.3	203,222,175
CORN	10	1,569,535	3,570,955,857.5	716,648,310
SOY	22	1,530	2,185,225,910.1	1,031,485,284
CHICKEN	50	1,581,767	59,596,768.4	81,934,659
BEEF	49	189,703	33,410,502.9	83,107,549
PORK	63	162,421	10,270,850.3	27,081,836
SHRIMP	28	29,744.8	9,885,061	94,366,969
WOOD PULP	45	-	7,192,682	6,347,527
COFFEE	82	369,622	6,565,683.3	50,907,266
PALM OIL	94	-	6,553,474.7	5,600,873
COCOA	58	134,676	5,419,650	20,995,283
PALM KERNEL	71	-	289,840	402,514

IMPORT TRAJECTORY OF PERU



TOP EXPORT TRADERS OF CHICKEN IN PERU IN 2018



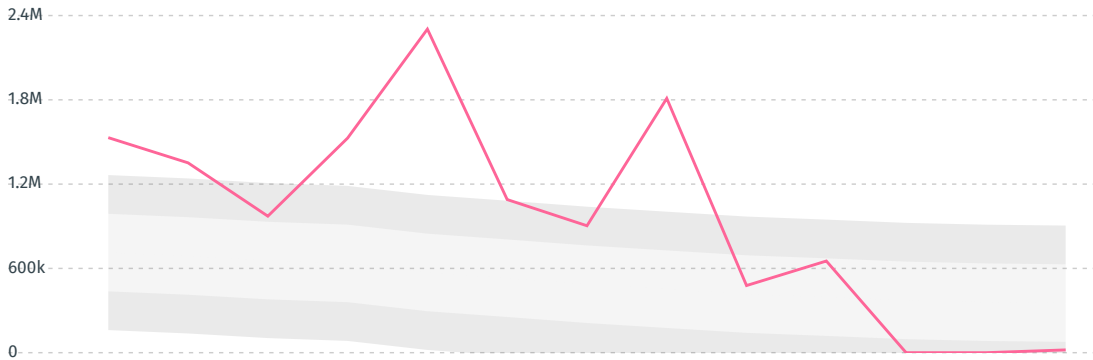
TOP EXPORT COUNTRIES OF CHICKEN TO PERU IN 2018



Country	Percentage
UNITED STATES	65.2%
ARGENTINA	18.3%
CHILE	14.5%
BOLIVIA	1.9%
BRAZIL	< 0.1%
POLAND	< 0.1%
DENMARK	< 0.1%

DEFORESTATION ALERTS IN BRAZIL

There were **19,863** GLAD alerts reported in the week of the **18th of January 2021**. This was **low** compared to the same week in previous years.



Caution: GLAD alerts from the last six months are preliminary. Revisions are made as unconfirmed alerts are removed from the data and alert totals are finalized six months after posting. Source: **Global Forest Watch**

Trase is a partnership between



In collaboration with



and many other organizations and individuals.

Donors



[Terms of Use](#) · [Privacy policy](#) · [Cookie policy](#) · [Contact us](#)