



trase

MOLDOVA (importer)

ACTIVITY COMMODITY YEAR
Importer **Chicken** **2018**

POPULATION GDP SURFACE AREA
2,706,049 **11,456,717,193.3** **33,850**

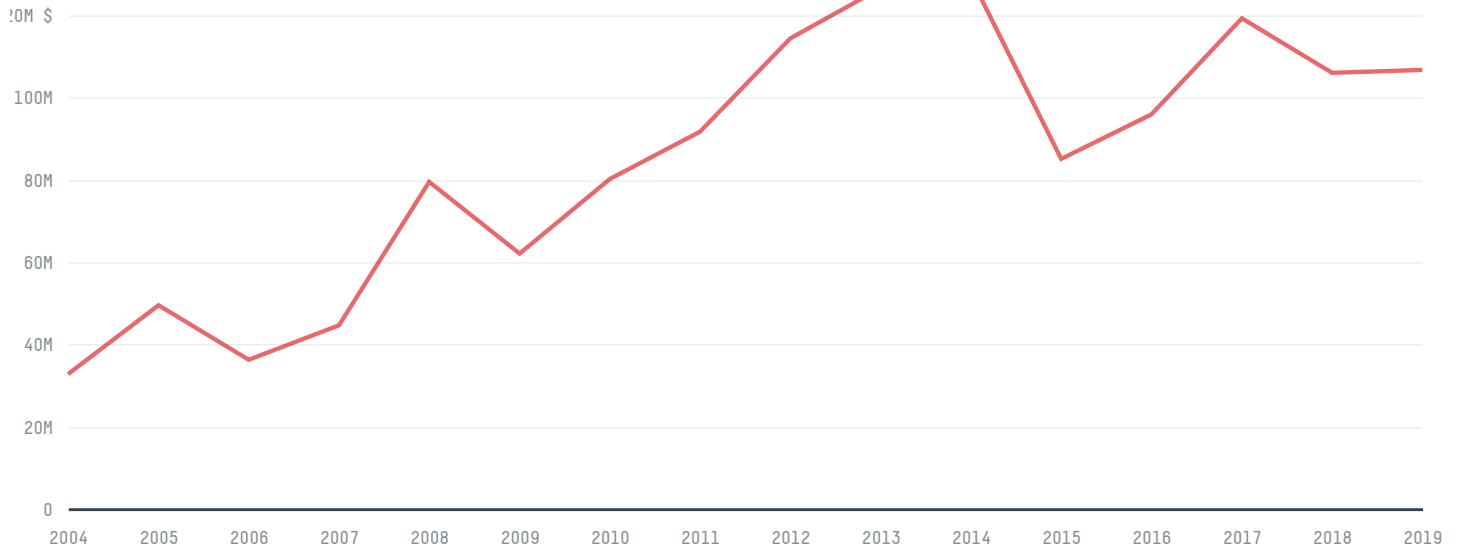
AGRICULTURAL LAND AREA FORESTED LAND AREA
24,410 **4,136**

MOLDOVA is the world's 134th largest country by area, 140th largest by population size and is the world's 141st largest economy (by GDP). Forests make up 12% of its area, and agriculture 72%. It's placement in the Human Development Index is 0.711. MOLDOVA is a signatory to NYDF ENDORSER and ADP SIGNATORY.

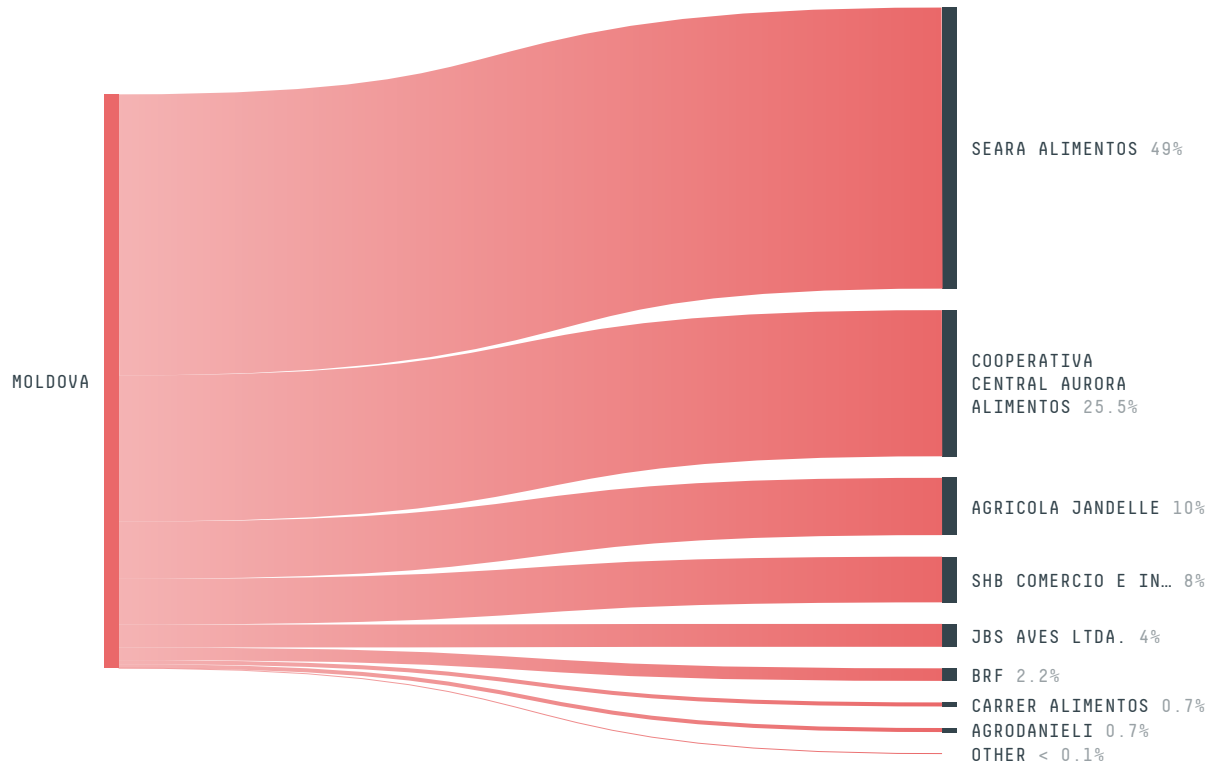
TOP IMPORTS IN 2018

COMMODITY	WORLD IMPORT RANKING	PRODUCTION	IMPORTS	VALUE
CHICKEN	76	45,234	17,102,238.4	15,473,108
PORK	68	65,925	7,615,661.4	19,643,181
BEEF	117	8,052	1,513,574.7	5,210,960
SHRIMP	86	0	169,238	1,389,140

IMPORT TRAJECTORY OF MOLDOVA

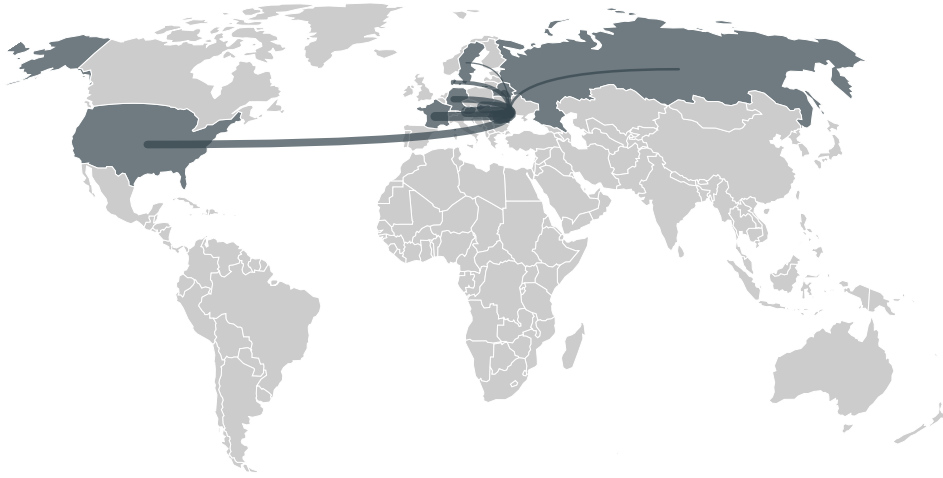


TOP EXPORT TRADERS OF CHICKEN IN MOLDOVA IN 2018



TOP EXPORT COUNTRIES OF CHICKEN TO MOLDOVA IN 2018

ROMANIA	58.4%
SLOVAKIA	19%
AUSTRIA	8.2%
FRANCE	4.8%
UNITED STATES	3.8%
GERMANY	2.9%
BELARUS	1.9%
DENMARK	1%
RUSSIAN FEDERATION	0.1%
SWEDEN	< 0.1%




Trase is a partnership between

In collaboration with

Donors

 Stockholm Environment Institute

 vizzuality

 The Global Environment Facility

 WWF

 Europe

This website uses cookies to provide you with an improved user experience. By continuing to browse this site, you consent to the use of cookies and similar technologies. Please visit our [privacy policy](#) for further details.

I AGREE