



trase

MEXICO (importer)

ACTIVITY	COMMODITY	YEAR
Importer	Chicken	2018

POPULATION	GDP	SURFACE AREA
126,190,788	1,222,348,807,283.2	1,964,375

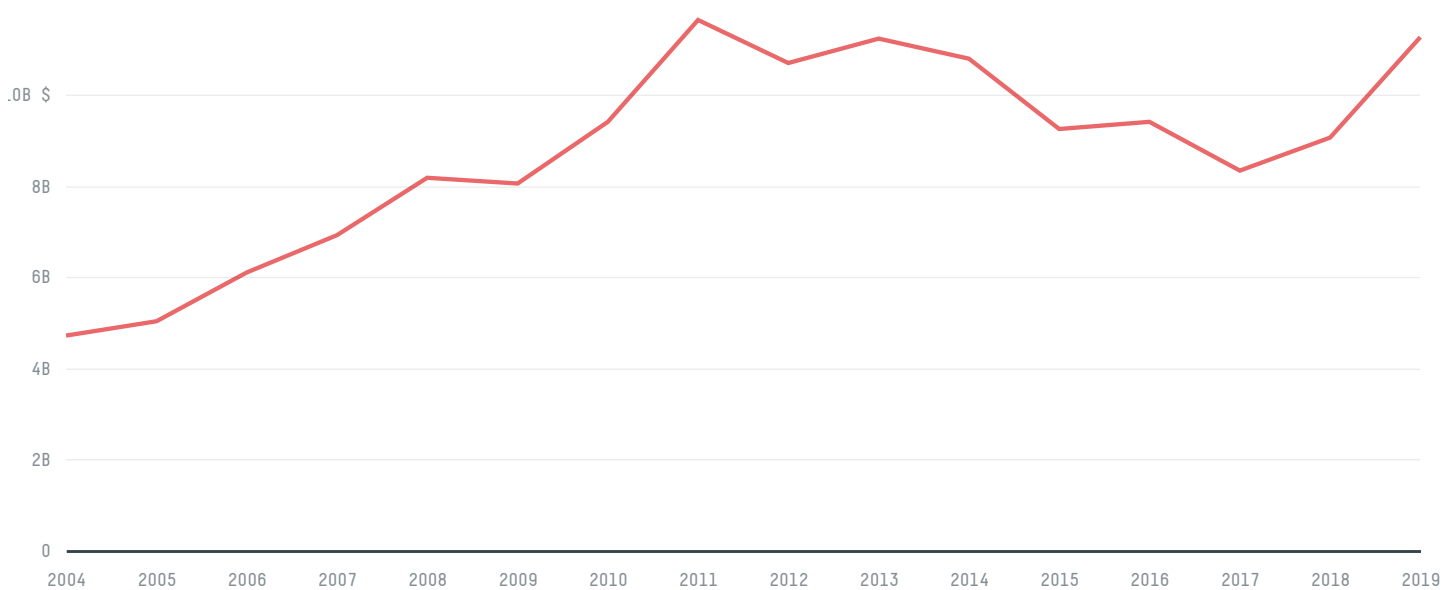
AGRICULTURAL LAND AREA	FORESTED LAND AREA
1,062,360	659,484

MEXICO is the world's 13th largest country by area, 11th largest by population size and is the world's 15th largest economy (by GDP). Forests make up 34% of its area, and agriculture 54%. It's placement in the Human Development Index is 0.767. MEXICO is a signatory to NYDF ENDORSER and ADP SIGNATORY.

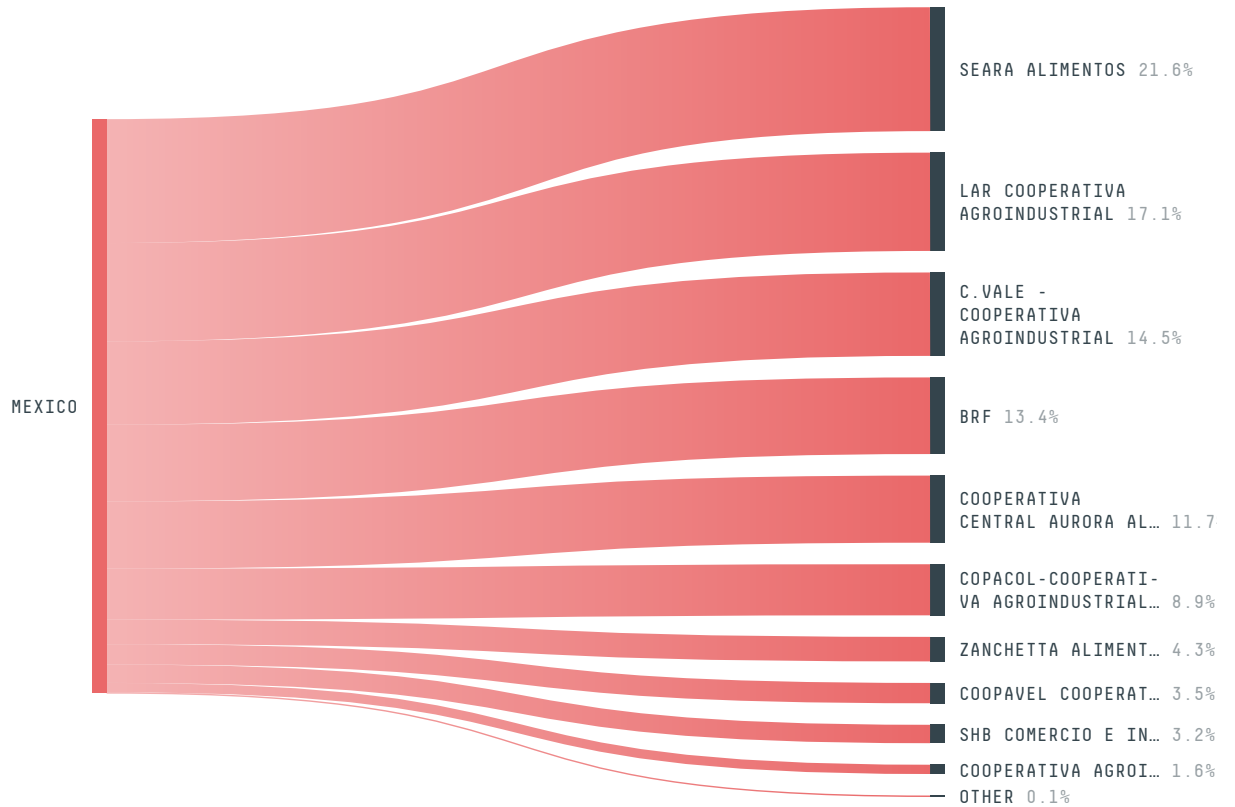
TOP IMPORTS IN 2018

COMMODITY	WORLD IMPORT RANKING	PRODUCTION	IMPORTS	VALUE
SUGARCANE	45	56,841,523	2,384,602,429.9	147,037,427
SOY	25	324,011	1,981,801,910.2	721,698,705
PORK	5	1,502,521	990,719,732.1	1,661,742,984
CHICKEN	5	3,338,372	825,284,458.2	826,218,610
PALM OIL	23	-	409,087,645.9	266,655,140
BEEF	13	1,980,846	326,183,679.6	1,236,830,220
CORN	43	27,169,977	275,765,671.8	3,368,102,685
COTTON	9	1,162,603	239,571,394.2	467,461,017
COCOA	23	28,399	38,543,964	136,128,519
WOOD PULP	25	-	38,460,758	77,011,799
PALM KERNEL	23	-	16,457,538	17,580,483
COFFEE	101	158,325	2,339,612.5	133,406,511
SHRIMP	97	157,936.2	101,484	344,113

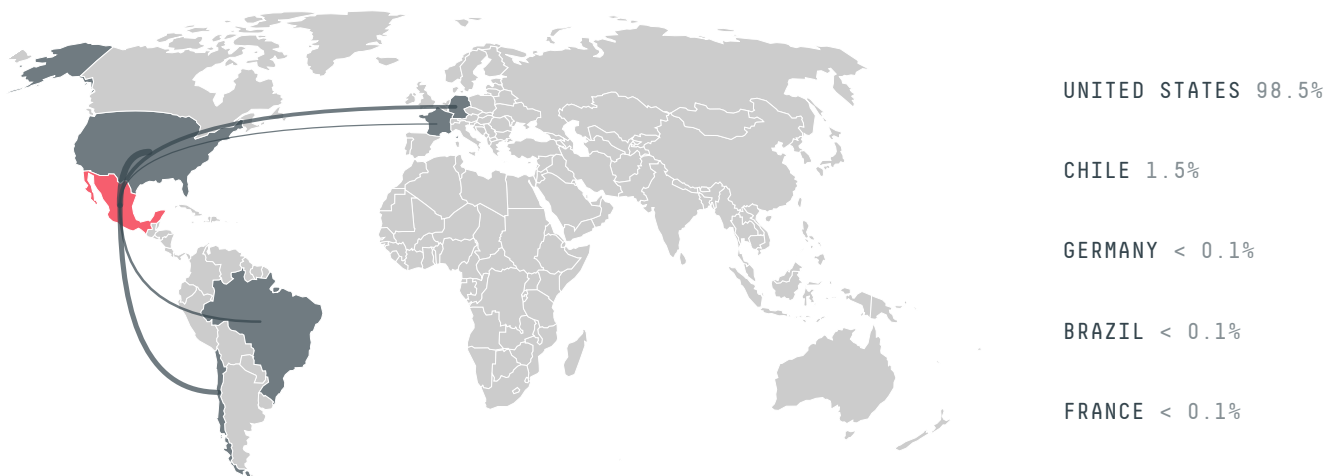
IMPORT TRAJECTORY OF MEXICO



TOP EXPORT TRADERS OF CHICKEN IN MEXICO IN 2018




TOP EXPORT COUNTRIES OF CHICKEN TO MEXICO IN 2018





Trase is a partnership between

 Stockholm Environment Institute

 Global Canopy Programme

In collaboration with

 vizzuality

 The European Forest Institute

and many other organizations and individuals.

Donors

 The Global Environment Facility

 WWF

 Europe

 Gordon and Betty Moore Foundation

 The Nature Conservancy

 Department for International Development

 Formas

 Norway's International Climate and Forest Initiative (NICFI)

[Terms of Use](#) · [Privacy policy](#) · [Cookie policy](#) · [Contact us](#)