



trase

KENYA (importer)

ACTIVITY	COMMODITY	YEAR
Importer	Chicken	2018

POPULATION	GDP	LAND AREA
51,393,010	87,778,582,964.1	569,140

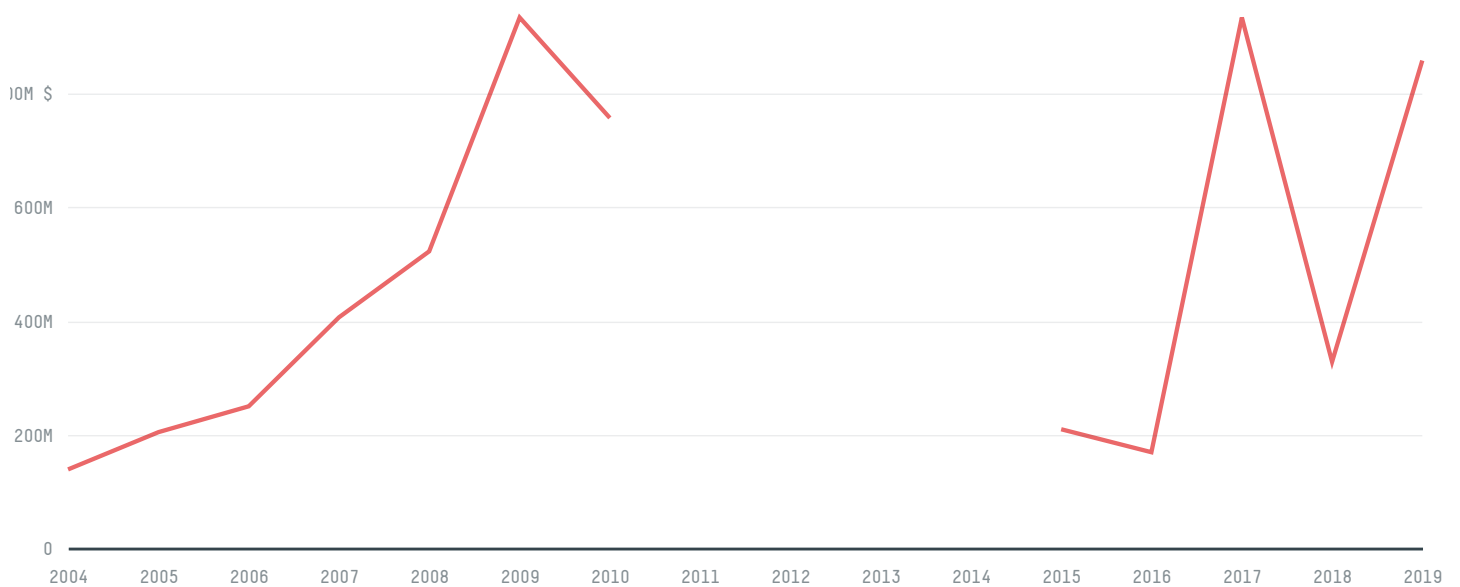
AGRICULTURAL LAND AREA	FORESTED LAND AREA
276,300	44,496

KENYA is the world's 44th largest country by land mass, 28th largest by population size and is the world's 66th largest economy (by GDP). Forests make up 8% of its land mass and agricultural areas, 49%. It's placement in the Human Development Index is 0.579. KENYA is a signatory to NYDF ENDORSER and ADP SIGNATORY.

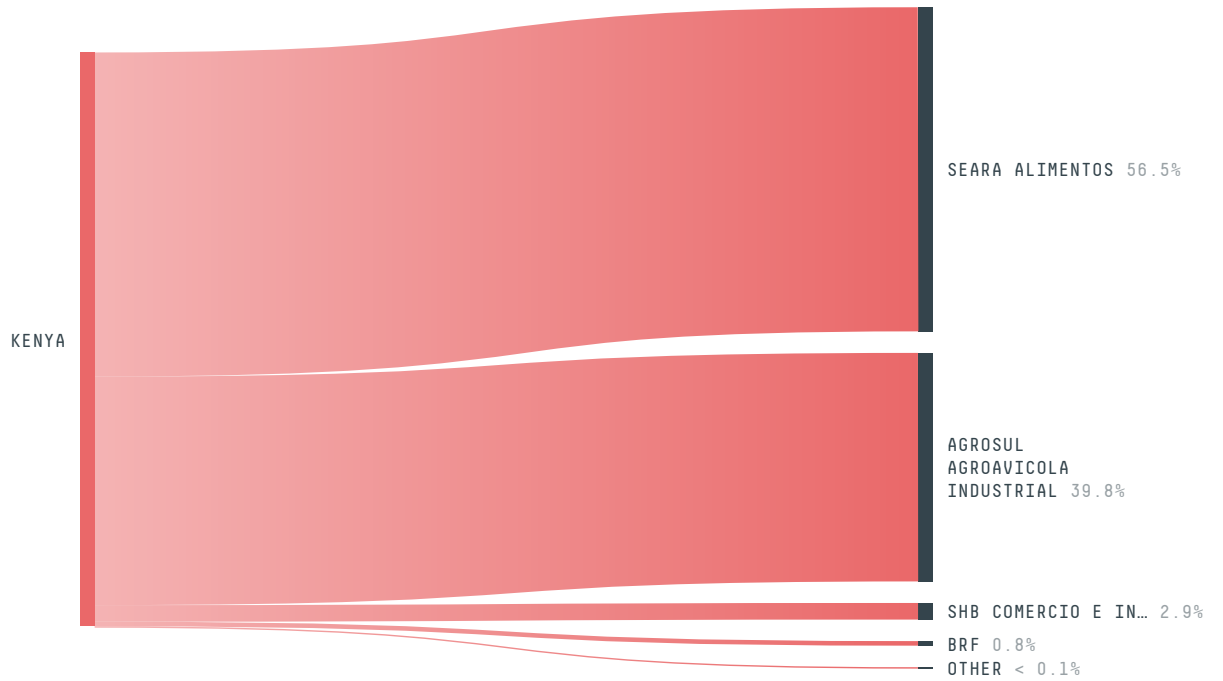
TOP IMPORTS IN 2018

COMMODITY	WORLD IMPORT RANKING	PRODUCTION	IMPORTS	VALUE
SUGARCANE	43	5,262,157	2,112,252,213	145,628,132
CORN	37	4,013,777	564,554,931.8	135,385,341
SOY	72	2,304	2,171,887.6	2,463,981
WOOD PULP	82	-	1,574,791	1,098,021
COCOA	75	0	1,293,302	4,248,243
BEEF	136	652,010	539,703.7	1,210,818
CHICKEN	62	30,248	447,765.8	2,393,502
PORK	137	25,389	24,045.7	195,751
PALM OIL	-	-	-	-
SHRIMP	-	0	-	-

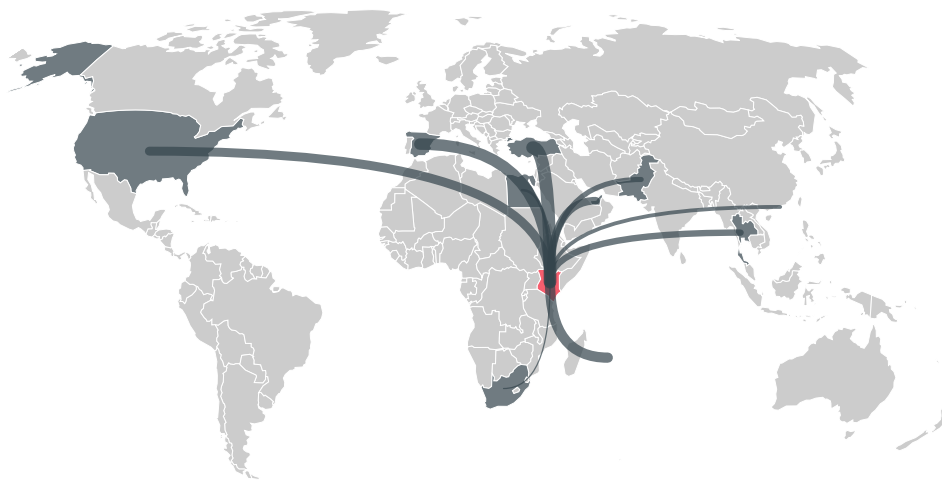
IMPORT TRAJECTORY OF KENYA



TOP EXPORT TRADERS OF CHICKEN IN KENYA IN 2018



TOP EXPORT COUNTRIES OF CHICKEN TO KENYA IN 2018



SPAIN 21.8%

TURKEY 21.8%

MAURITIUS 20.9%

UNITED STATES 13.5%

UNITED ARAB EMIRATES
7.4%

THAILAND 5.7%

PAKISTAN 3.5%

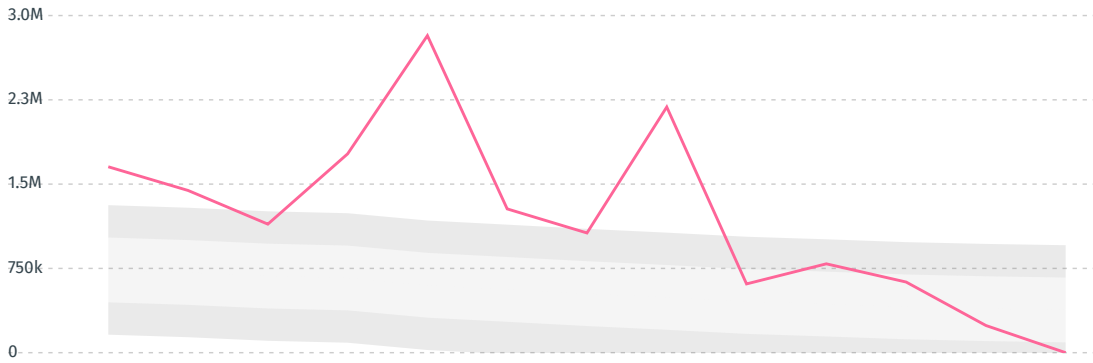
CHINA (HONG KONG)
2.9%

EGYPT 2.4%

SOUTH AFRICA 0.1%

DEFORESTATION ALERTS IN BRAZIL

There were **0** GLAD alerts reported in the week of the **18th of January 2021**. This was **low** compared to the same week in previous years.

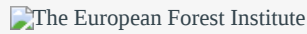


Caution: GLAD alerts from the last six months are preliminary. Revisions are made as unconfirmed alerts are removed from the data and alert totals are finalized six months after posting. Source: **Global Forest Watch**

Trase is a partnership between



In collaboration with



and many other organizations and individuals.

Donors



[Terms of Use](#) · [Privacy policy](#) · [Cookie policy](#) · [Contact us](#)