



trase

INDIA (importer)

ACTIVITY	COMMODITY	YEAR
Importer	Chicken	2018

POPULATION	GDP	LAND AREA
1,352,617,328	2,713,165,057,513.4	2,973,190

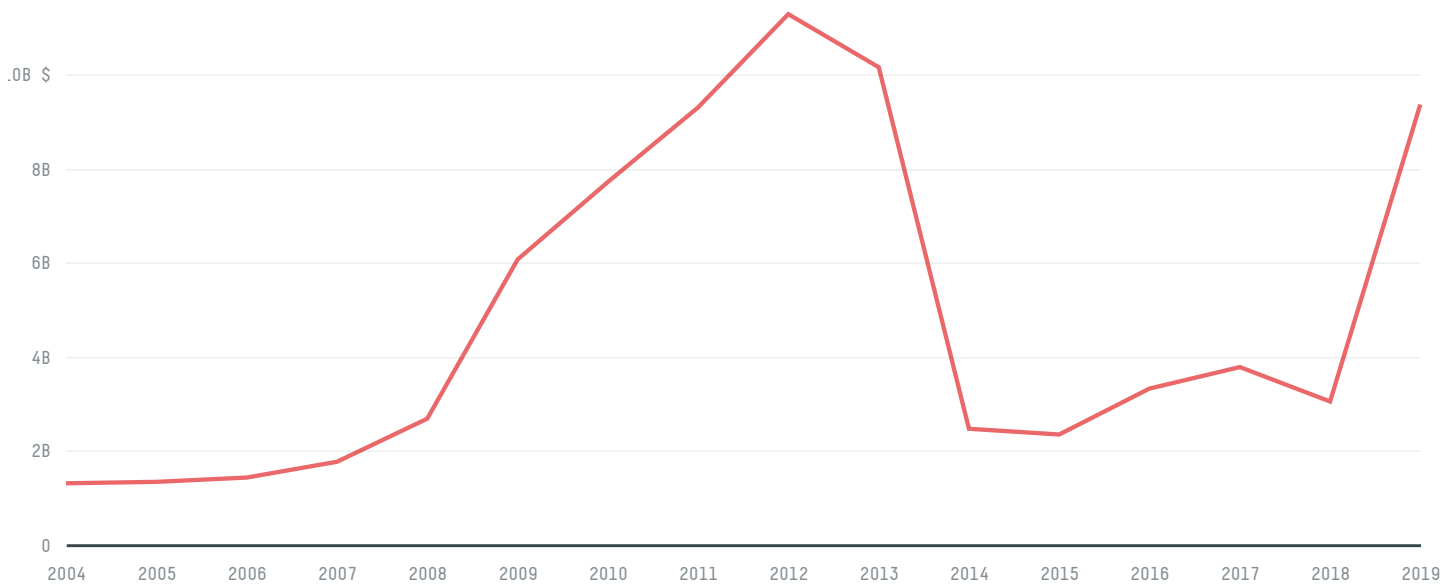
AGRICULTURAL LAND AREA	FORESTED LAND AREA
1,797,210	708,604

INDIA is the world's 7th largest country by land mass, 2nd largest by population size and is the world's 7th largest economy (by GDP). Forests make up 24% of its land mass and agricultural areas, 60%. It's placement in the Human Development Index is 0.647. INDIA is a signatory to NYDF ENDORSER and ADP SIGNATORY.

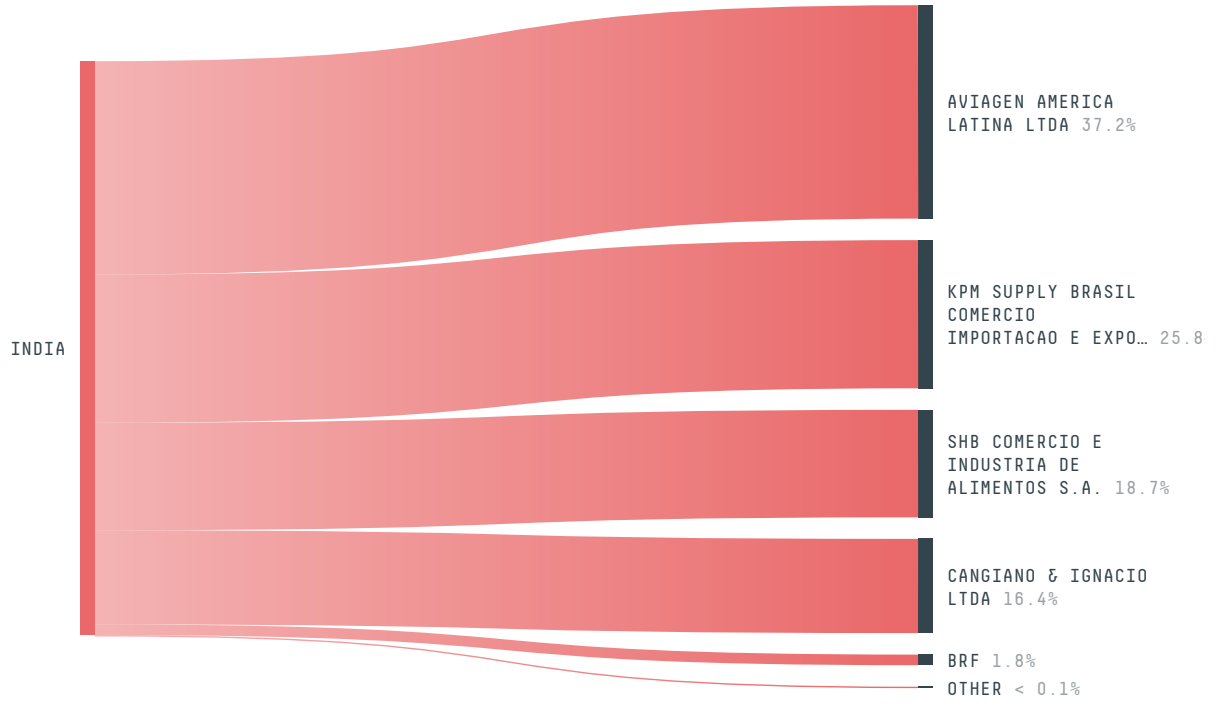
TOP IMPORTS IN 2018

COMMODITY	WORLD IMPORT RANKING	PRODUCTION	IMPORTS	VALUE
SUGARCANE	3	376,900,000	21,592,959,395.6	847,011,030
WOOD PULP	9	-	1,192,103,285	1,046,736,152
COTTON	7	14,657,000	304,241,704.9	631,696,093
PALM KERNEL	7	-	125,678,337	126,269,613
COFFEE	22	326,982	84,011,057.3	134,569,503
COCOA	18	17,333	73,206,057	190,900,921
CORN	99	27,820,000	34,847,602.1	20,143,945
SOY	24	13,786,000	22,624,341.1	14,665,432
SHRIMP	42	692,300	3,776,151	38,951,491
PORK	91	296,145	424,732	2,160,910
CHICKEN	80	3,590,525	123,289.3	4,044,195
PALM OIL	-	-	-	-

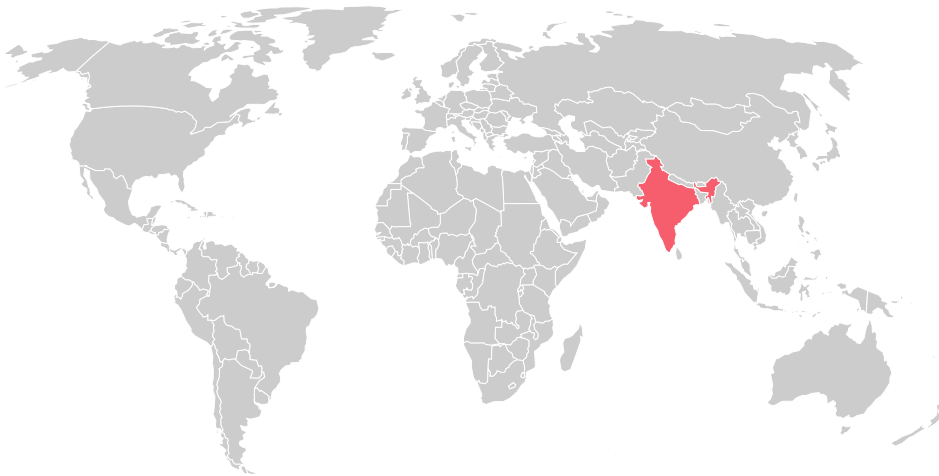
IMPORT TRAJECTORY OF INDIA



TOP EXPORT TRADERS OF CHICKEN IN INDIA IN 2018

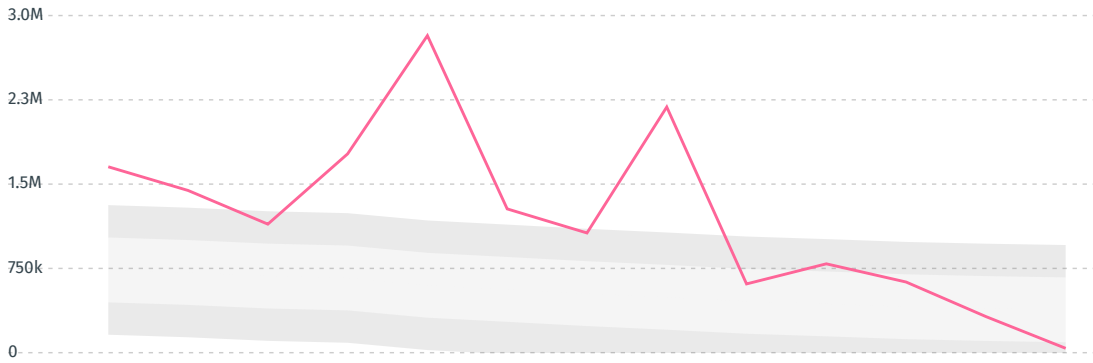


TOP EXPORT COUNTRIES OF CHICKEN TO INDIA IN 2018



DEFORESTATION ALERTS IN BRAZIL

There were **38,855** GLAD alerts reported in the week of the **18th of January 2021**. This was **low** compared to the same week in previous years.



Caution: GLAD alerts from the last six months are preliminary. Revisions are made as unconfirmed alerts are removed from the data and alert totals are finalized six months after posting. Source: **Global Forest Watch**

Trase is a partnership between



In collaboration with



and many other organizations and individuals.

Donors



[Terms of Use](#) · [Privacy policy](#) · [Cookie policy](#) · [Contact us](#)