



trase

GREECE (importer)

ACTIVITY	COMMODITY	YEAR
Importer	Chicken	2018

POPULATION	GDP	SURFACE AREA
10,732,882	218,138,367,208.8	131,960

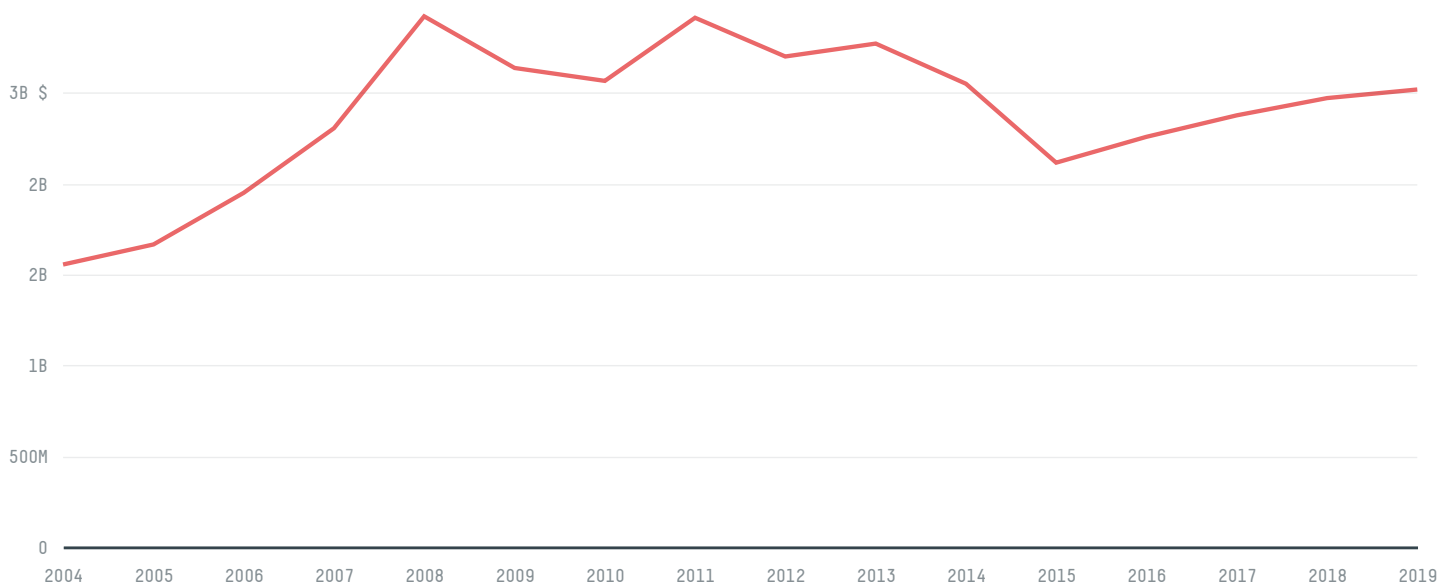
AGRICULTURAL LAND AREA	FORESTED LAND AREA
61,360	40,842

GREECE is the world's 94th largest country by area, 84th largest by population size and is the world's 51st largest economy (by GDP). Forests make up 31% of its area, and agriculture 46%. It's placement in the Human Development Index is 0.872. GREECE is a signatory to NYDF ENDORSER and ADP SIGNATORY.

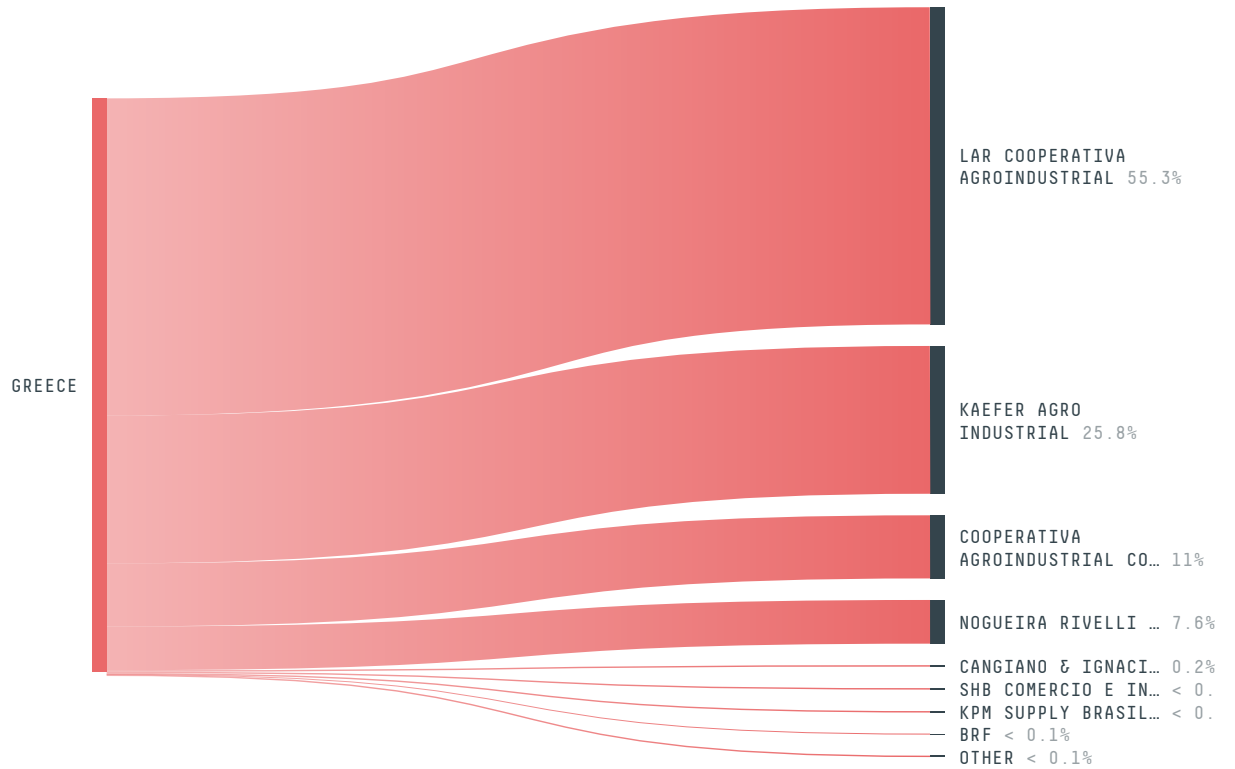
TOP IMPORTS IN 2018

COMMODITY	WORLD IMPORT RANKING	PRODUCTION	IMPORTS	VALUE
SUGARCANE	40	0	3,038,671,160	161,064,355
CORN	30	1,205,980	808,256,049.9	202,624,825
SOY	38	9,490	697,467,310.6	292,528,962
PORK	17	77,641	206,463,021.6	535,031,401
BEEF	24	39,658	137,969,677.9	611,300,589
PALM OIL	49	-	101,797,063	70,880,582
CHICKEN	45	239,861	79,716,831.5	155,532,559
COFFEE	31	0	61,543,346.8	303,912,760
COCOA	38	0	15,105,807	51,368,884
SHRIMP	29	0	8,080,208	61,069,508
WOOD PULP	53	-	3,151,960	1,605,698

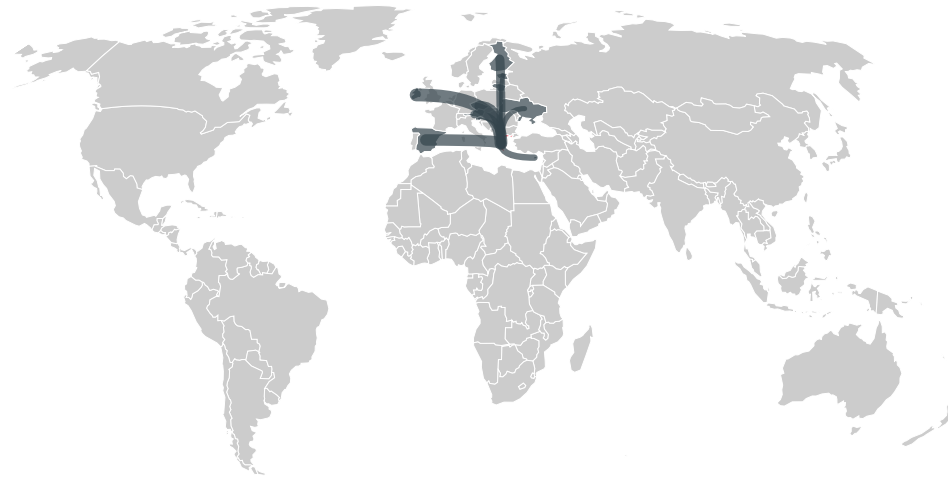
IMPORT TRAJECTORY OF GREECE



TOP EXPORT TRADERS OF CHICKEN IN GREECE IN 2018



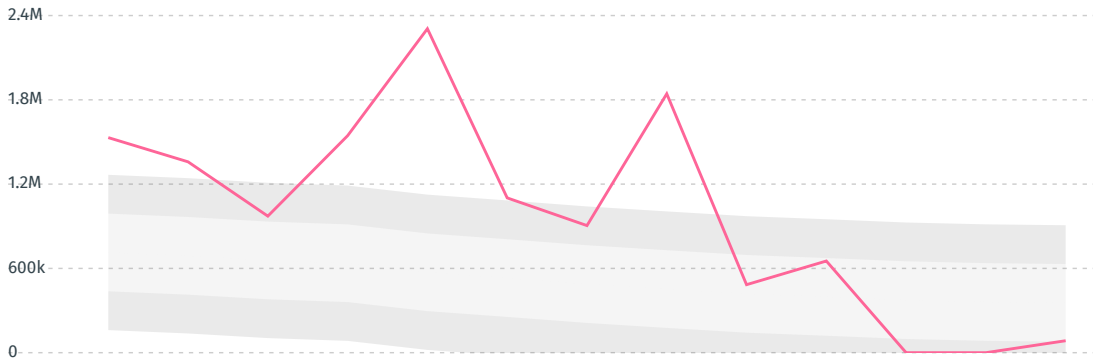
TOP EXPORT COUNTRIES OF CHICKEN TO GREECE IN 2018



IRELAND	27.6%
SPAIN	24.2%
CZECH REPUBLIC	20.6%
FINLAND	11.9%
AUSTRIA	6.1%
CYPRUS	5.6%
UKRAINE	3.7%
ESTONIA	0.2%
LITHUANIA	< 0.1%
SLOVENIA	< 0.1%

DEFORESTATION ALERTS IN BRAZIL

There were **85,218** GLAD alerts reported in the week of the **18th of January 2021**. This was **normal** compared to the same week in previous years.



Caution: GLAD alerts from the last six months are preliminary. Revisions are made as unconfirmed alerts are removed from the data and alert totals are finalized six months after posting. Source: **Global Forest Watch**

Trase is a partnership between



In collaboration with



and many other organizations and individuals.

Donors



[Terms of Use](#) · [Privacy policy](#) · [Cookie policy](#) · [Contact us](#)