



trase

ECUADOR (importer)

ACTIVITY	COMMODITY	YEAR
Importer	Chicken	2018

POPULATION	GDP	SURFACE AREA
17,084,357	107,562,008,000	256,370

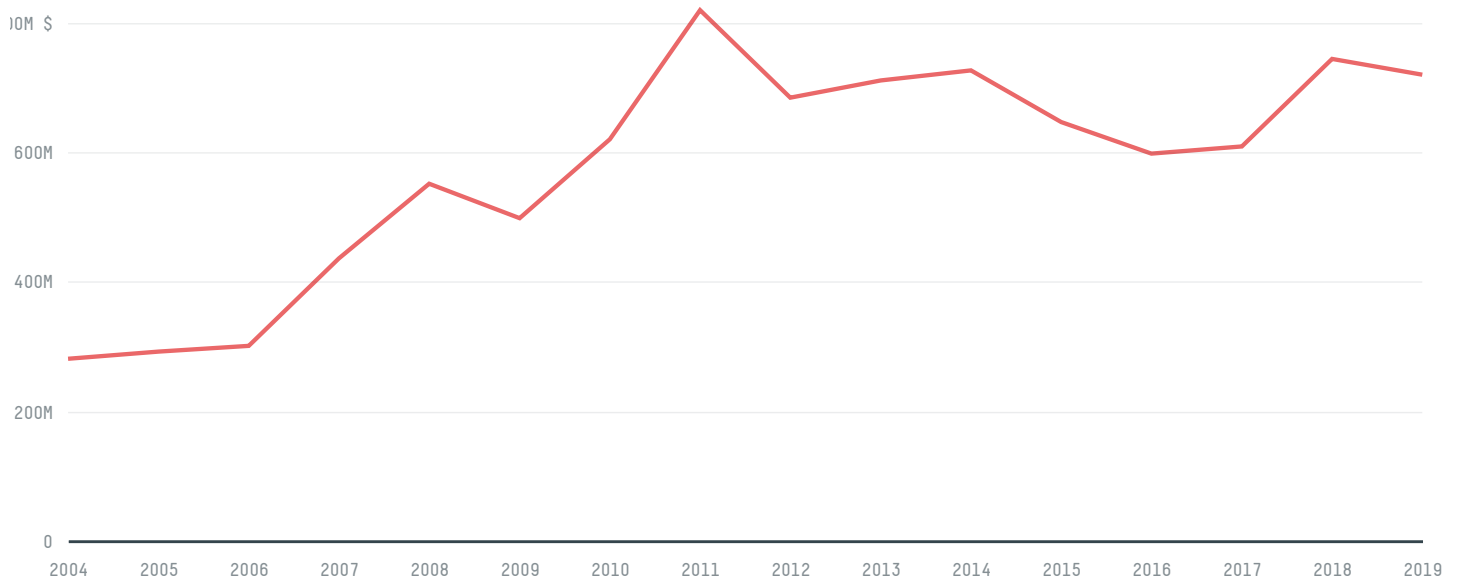
AGRICULTURAL LAND AREA	FORESTED LAND AREA
55,160	124,691.5

ECUADOR is the world's 75th largest country by area, 66th largest by population size and is the world's 60th largest economy (by GDP). Forests make up 49% of its area, and agriculture 22%. It's placement in the Human Development Index is 0.758. ECUADOR is a signatory to NYDF ENDORSER and ADP SIGNATORY.


TOP IMPORTS IN 2018

COMMODITY	WORLD IMPORT RANKING	PRODUCTION	IMPORTS	VALUE
SOY	29	25,504	1,180,348,228.4	554,605,555
SUGARCANE	93	7,502,251	549,900,044.4	32,465,476
CORN	72	1,324,147	84,278,494.3	65,034,896
COTTON	37	3,660	13,171,620.9	24,303,068
COFFEE	79	5,065	7,096,279.8	27,354,864
PALM OIL	99	-	6,318,290	4,137,766
BEEF	106	210,277	3,711,117.3	9,479,564
CHICKEN	118	347,892	2,900,465	19,823,074
WOOD PULP	65	-	850,462	949,187
COCOA	106	235,182	135,414	490,437
SHRIMP	138	510,000	135	19,970
PALM KERNEL	129	-	39	1,175

IMPORT TRAJECTORY OF ECUADOR



TOP EXPORT TRADERS OF CHICKEN IN ECUADOR IN 2018

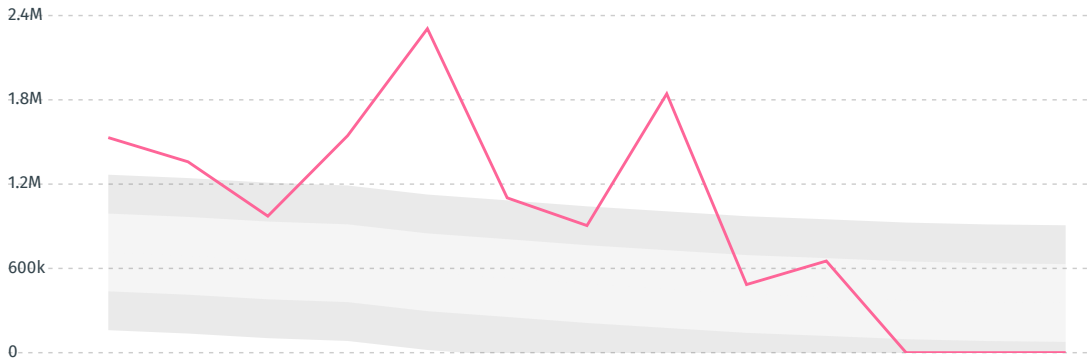


TOP EXPORT COUNTRIES OF CHICKEN TO ECUADOR IN 2018



DEFORESTATION ALERTS IN BRAZIL

There were **506** GLAD alerts reported in the week of the **18th of January 2021**. This was **low** compared to the same week in previous years.



Caution: GLAD alerts from the last six months are preliminary. Revisions are made as unconfirmed alerts are removed from the data and alert totals are finalized six months after posting. Source: **Global Forest Watch**

Trase is a partnership between



In collaboration with



and many other organizations and individuals.

Donors



[Terms of Use](#) · [Privacy policy](#) · [Cookie policy](#) · [Contact us](#)