



trase

## CAPE VERDE (importer)

ACTIVITY	COMMODITY	YEAR
<b>Importer</b>	<b>Chicken</b>	<b>2018</b>

POPULATION	GDP	LAND AREA	AGRICULTURAL LAND AREA
<b>543,767</b>	<b>1,966,983,316.6</b>	<b>4,030</b>	<b>790</b>

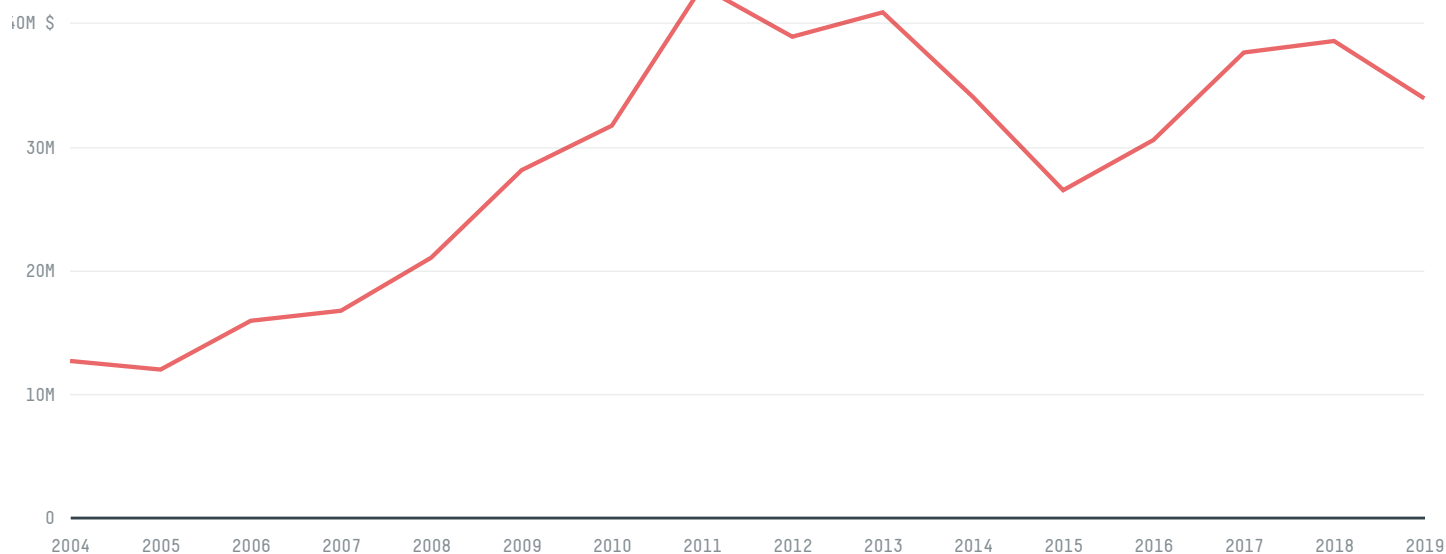
FORESTED LAND AREA  
**908.6**

CAPE VERDE is the world's 167th largest country by land mass, 168th largest by population size and is the world's 175th largest economy (by GDP). Forests make up 23% of its land mass and agricultural areas, 20%. It's placement in the Human Development Index is 0.651. CAPE VERDE is a signatory to NYDF ENDORSER and ADP SIGNATORY.

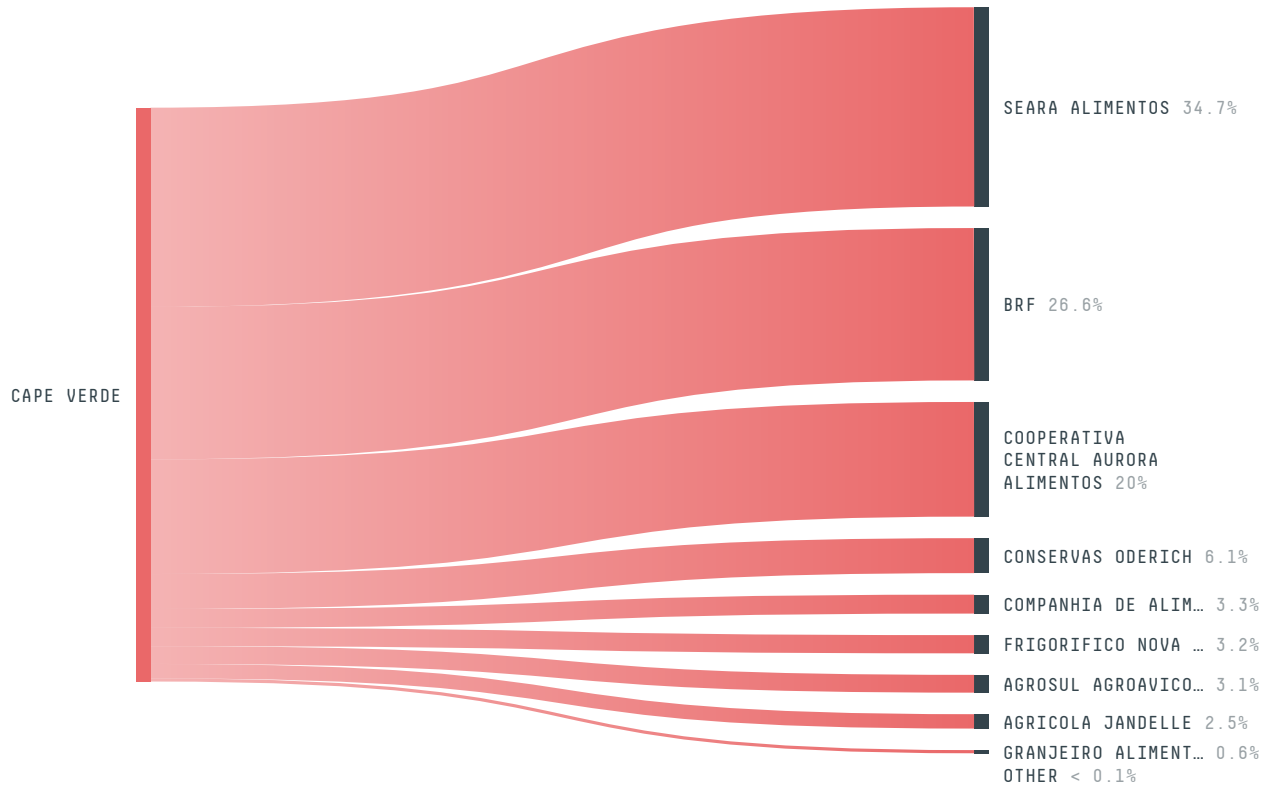
## TOP IMPORTS IN 2018

COMMODITY	WORLD IMPORT RANKING	PRODUCTION	IMPORTS	VALUE
SUGARCANE	110	22,940	103,460,736.3	7,073,658
CORN	89	3,893	47,685,183.4	11,913,695
SOY	41	0	7,718,319.6	7,862,641
BEEF	121	694	1,167,618.3	4,790,830
COFFEE	107	35	811,166.3	2,586,769
PORK	86	2,940	611,985.9	2,326,278
SHRIMP	87	0	159,686	1,412,485
CHICKEN	79	985	126,384	198,403
COCOA	129	0	35,442	155,027
PALM OIL	-	-	-	-

## IMPORT TRAJECTORY OF CAPE VERDE



## TOP EXPORT TRADERS OF CHICKEN IN CAPE VERDE IN 2018



## TOP EXPORT COUNTRIES OF CHICKEN TO CAPE VERDE IN 2018




PORTUGAL	50.3%
SPAIN	33.4%
FRANCE	7.9%
MOROCCO	5.1%
NETHERLANDS	2.2%
ITALY	0.8%
BRAZIL	0.3%


Trase is a partnership between

 Stockholm Environment Institute

 Global Canopy Programme

In collaboration with

 vizzuality

 The European Forest Institute

and many other organizations and individuals.

Donors

 The Global Environment Facility

 WWF

 Europe

 Gordon and Betty Moore Foundation

 The Nature Conservancy

 Department for International Development

 Formas

 Norway's International Climate and Forest Initiative (NICFI)

[Terms of Use](#) · [Privacy policy](#) · [Cookie policy](#) · [Contact us](#)