



# trase

## MOROCCO (importer)

ACTIVITY	COMMODITY	YEAR
<b>Importer</b>	<b>Palm kernel</b>	<b>2018</b>

POPULATION	GDP	SURFACE AREA
<b>36,029,138</b>	<b>118,096,227,400.1</b>	<b>446,550</b>

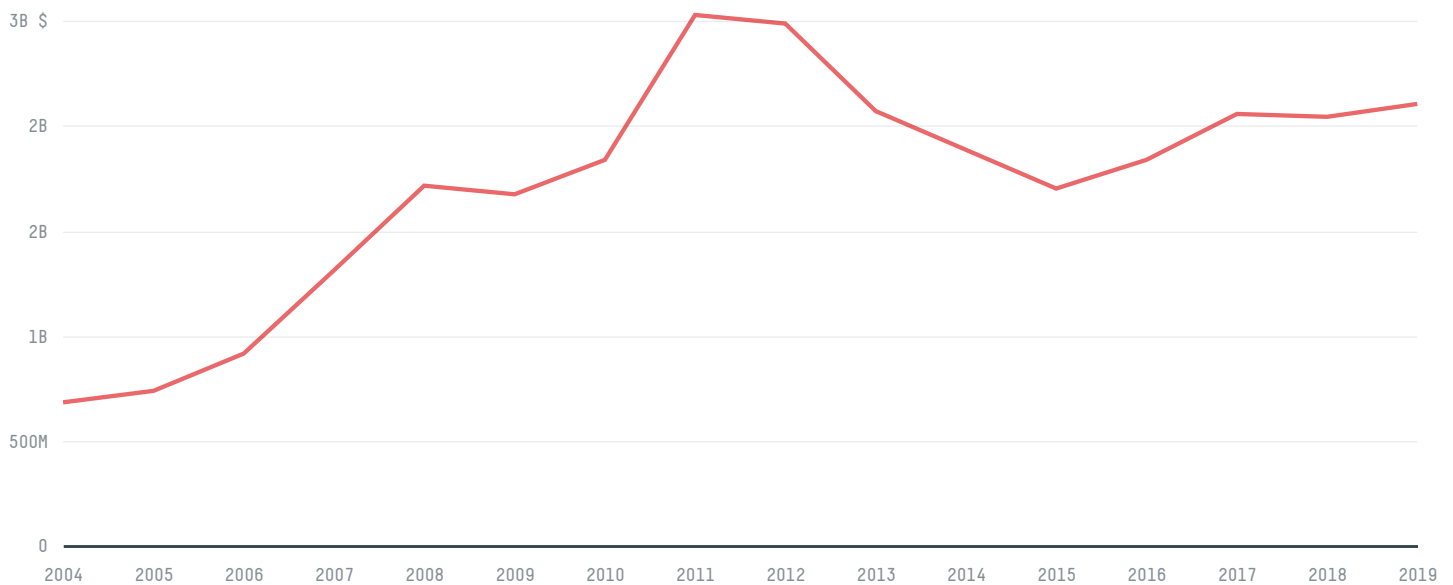
AGRICULTURAL LAND AREA	FORESTED LAND AREA
<b>305,915</b>	<b>56,240</b>

MOROCCO is the world's 56th largest country by area, 40th largest by population size and is the world's 59th largest economy (by GDP). Forests make up 13% of its area, and agriculture 69%. It's placement in the Human Development Index is 0.676. MOROCCO is a signatory to NYDF ENDORSER and ADP SIGNATORY.

## TOP IMPORTS IN 2018

COMMODITY	WORLD IMPORT RANKING	PRODUCTION	IMPORTS	VALUE
SUGARCANE	20	616,114	8,058,671,341.6	374,836,966
CORN	15	118,392	2,379,262,668	509,851,855
SOY	30	732	1,154,959,872	657,248,891
COFFEE	34	0	54,428,324.3	126,337,886
PALM OIL	65	-	37,911,657.9	25,533,569
SHRIMP	18	0	30,769,836	87,434,483
BEEF	57	283,002	25,531,528.5	180,016,960
COTTON	34	217	15,576,879.7	19,450,508
COCOA	45	0	9,067,139	22,835,159
CHICKEN	101	720,000	8,002,496.5	30,528,307
PALM KERNEL	35	-	5,069,575	5,285,251
WOOD PULP	57	-	2,467,920	2,131,254
PORK	114	638	328,027.6	1,546,696

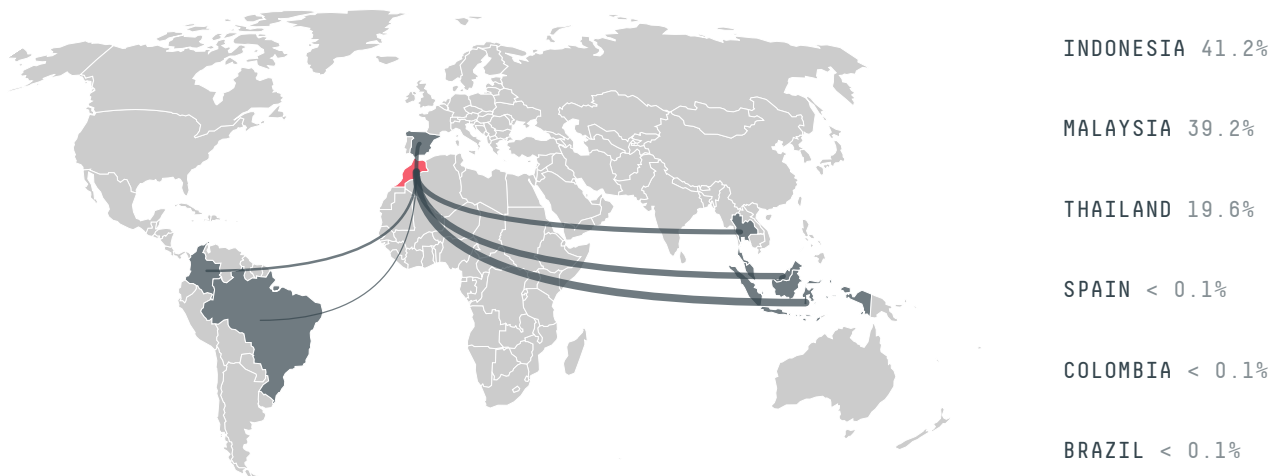
## IMPORT TRAJECTORY OF MOROCCO



## TOP EXPORT TRADERS OF PALM KERNEL IN MOROCCO IN 2018

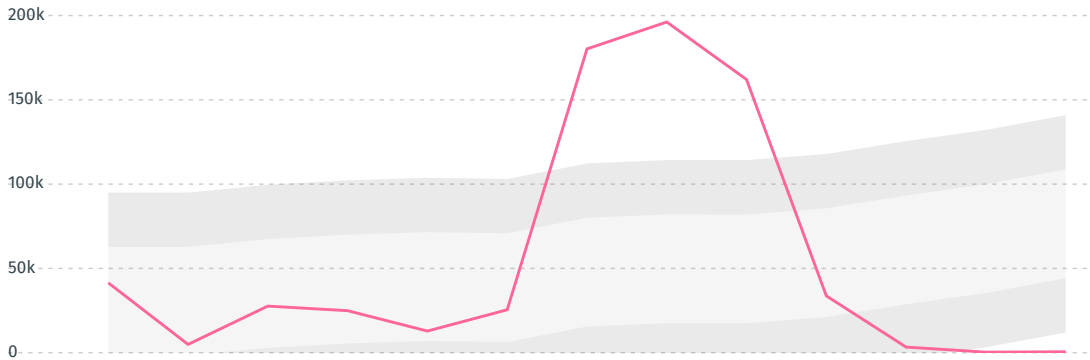


## TOP EXPORT COUNTRIES OF PALM KERNEL TO MOROCCO IN 2018



DEFORESTATION ALERTS IN COLOMBIA

There were **550** GLAD alerts reported in the week of the **18th of January 2021**. This was **unusually low** compared to the same week in previous years.



Caution: GLAD alerts from the last six months are preliminary. Revisions are made as unconfirmed alerts are removed from the data and alert totals are finalized six months after posting. Source: **Global Forest Watch**

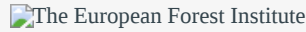

Trase is a partnership between



In collaboration with



Donors



and many other organizations and individuals.



[Terms of Use](#) · [Privacy policy](#) · [Cookie policy](#) · [Contact us](#)