



trase

JAPAN (importer)

ACTIVITY	COMMODITY	YEAR
Importer	Palm oil	2018

POPULATION	GDP	SURFACE AREA
126,529,100	4,954,806,619,995.2	377,970

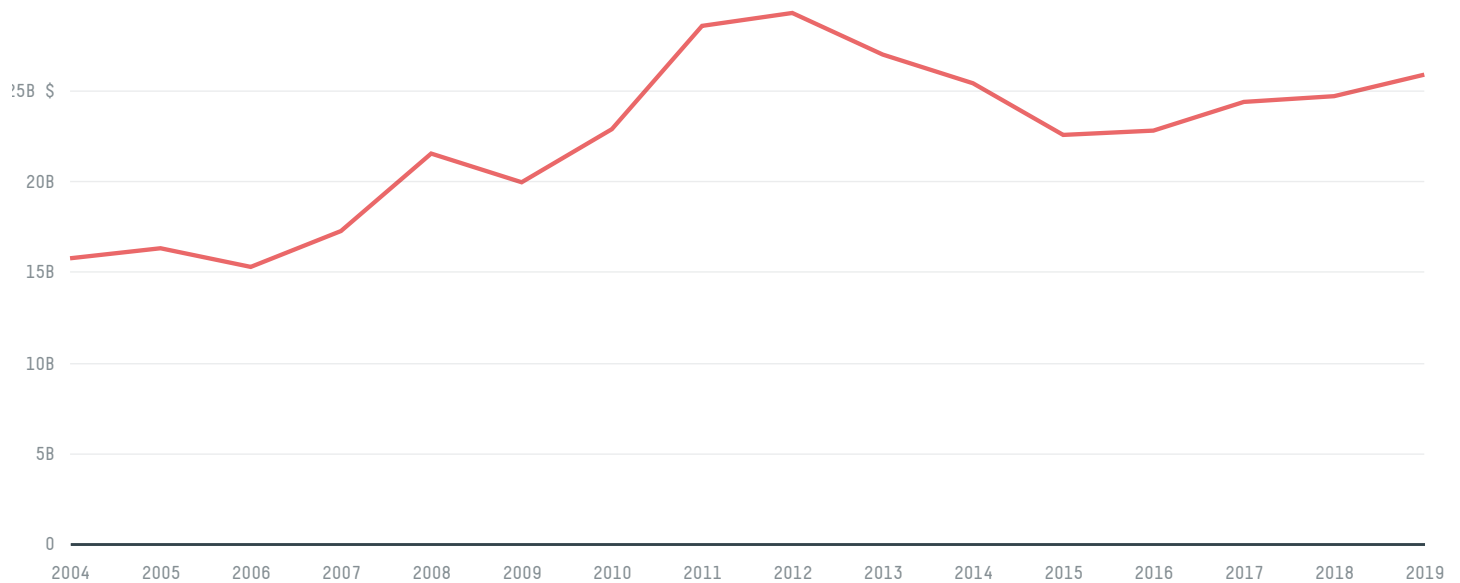
AGRICULTURAL LAND AREA	FORESTED LAND AREA
44,710	249,564

JAPAN is the world's 61st largest country by area, 10th largest by population size and is the world's 3rd largest economy (by GDP). Forests make up 66% of its area, and agriculture 12%. It's placement in the Human Development Index is 0.915. JAPAN is a signatory to NYDF ENDORSER and ADP SIGNATORY.


TOP IMPORTS IN 2018

COMMODITY	WORLD IMPORT RANKING	PRODUCTION	IMPORTS	VALUE
SUGARCANE	14	1,217,298	11,657,645,682.1	903,827,179
CHICKEN	1	2,250,347	1,255,662,122.3	3,613,444,082
PORK	2	1,284,225	1,238,406,104.6	5,238,597,230
BEEF	5	475,346	958,541,279.6	4,631,540,726
PALM OIL	11	-	794,120,539.1	536,052,679
COFFEE	5	0	446,064,387.8	1,454,358,903
SHRIMP	4	1,500	157,461,297	1,705,543,140
COCOA	15	0	121,338,847	405,980,574
COTTON	15	0	90,417,214.2	172,379,895
PALM KERNEL	9	-	79,394,580	93,180,248
SOY	117	211,300	6,845,727.6	2,309,361,299
CORN	124	165	5,495,702.7	3,374,644,597
WOOD PULP	120	-	0	262,207,588

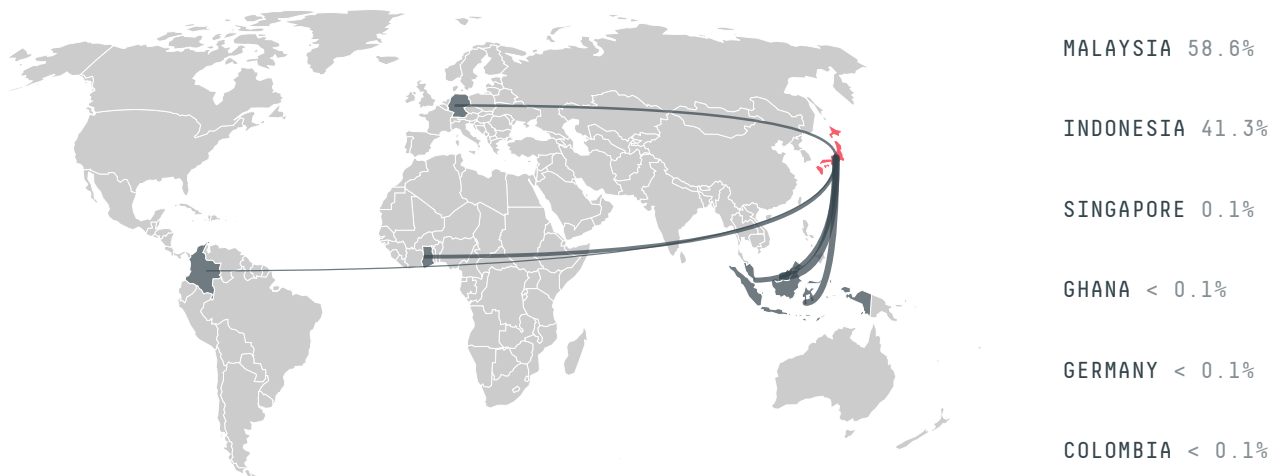
IMPORT TRAJECTORY OF JAPAN



TOP EXPORT TRADERS OF PALM OIL IN JAPAN IN 2018



TOP EXPORT COUNTRIES OF PALM OIL TO JAPAN IN 2018




Trase is a partnership between

 Stockholm Environment Institute

 Global Canopy Programme

In collaboration with

 vizzuality

 The European Forest Institute

and many other organizations and individuals.

Donors

 The Global Environment Facility

 WWF

 Europe

 Gordon and Betty Moore Foundation

 The Nature Conservancy

 Department for International Development

 Formas

 Norway's International Climate and Forest Initiative (NICFI)

[Terms of Use](#) · [Privacy policy](#) · [Cookie policy](#) · [Contact us](#)