



# trase

## ECUADOR (importer)

ACTIVITY	COMMODITY	YEAR
<b>Importer</b>	<b>Palm oil</b>	<b>2018</b>

POPULATION	GDP	LAND AREA
<b>17,084,357</b>	<b>107,562,008,000</b>	<b>248,360</b>

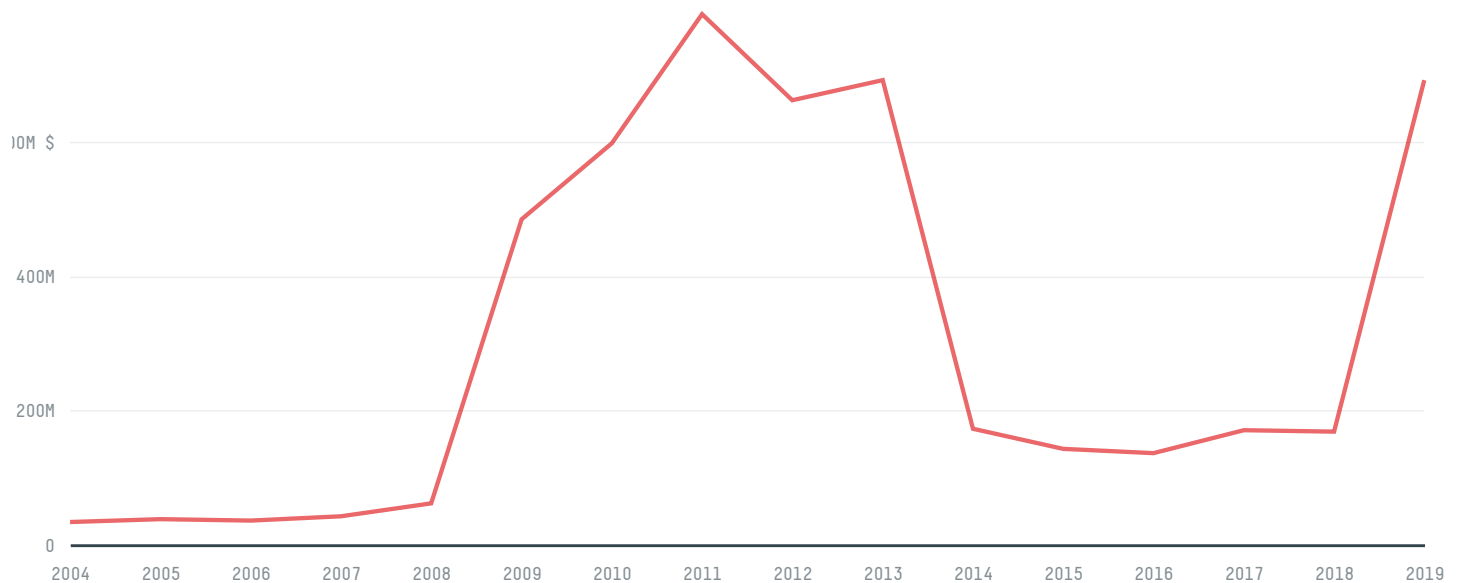
AGRICULTURAL LAND AREA	FORESTED LAND AREA
<b>55,160</b>	<b>124,691.5</b>

ECUADOR is the world's 75th largest country by land mass, 66th largest by population size and is the world's 60th largest economy (by GDP). Forests make up 50% of its land mass and agricultural areas, 22%. It's placement in the Human Development Index is 0.758. ECUADOR is a signatory to NYDF ENDORSER and ADP SIGNATORY.


## TOP IMPORTS IN 2018

COMMODITY	WORLD IMPORT RANKING	PRODUCTION	IMPORTS	VALUE
SUGARCANE	94	7,502,251	335,801,654.7	23,967,246
CORN	71	1,324,147	84,278,494.3	65,034,896
WOOD PULP	59	-	24,321,538	19,615,052
COTTON	37	3,660	13,171,620.9	24,303,068
BEEF	105	210,277	3,711,117.3	9,479,564
CHICKEN	33	347,892	2,720,144.4	19,366,139
COFFEE	90	5,065	2,222,143.5	5,986,951
SOY	105	25,504	465,424.3	577,098
COCOA	105	235,182	135,414	490,437
SHRIMP	137	510,000	135	19,970
PALM KERNEL	128	-	39	1,175
PALM OIL	-	-	-	-

## IMPORT TRAJECTORY OF ECUADOR



## TOP EXPORT TRADERS OF PALM OIL IN ECUADOR IN 2018

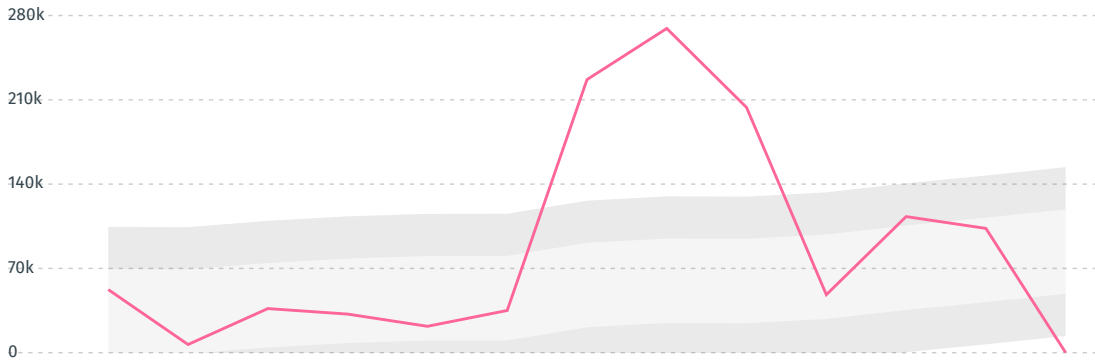


## TOP EXPORT COUNTRIES OF PALM OIL TO ECUADOR IN 2018



DEFORESTATION ALERTS IN COLOMBIA

There were **0** GLAD alerts reported in the week of the **18th of January 2021**. This was **unusually low** compared to the same week in previous years.



Caution: GLAD alerts from the last six months are preliminary. Revisions are made as unconfirmed alerts are removed from the data and alert totals are finalized six months after posting. Source: **Global Forest Watch**

Trase is a partnership between




In collaboration with



and many other organizations and individuals.

Donors



[Terms of Use](#) · [Privacy policy](#) · [Cookie policy](#) · [Contact us](#)