



trase

ANGOLA (importer)

ACTIVITY	COMMODITY	YEAR
Importer	Beef	2016

POPULATION	GDP	SURFACE AREA
28,842,484	101,123,851,090.5	1,246,700

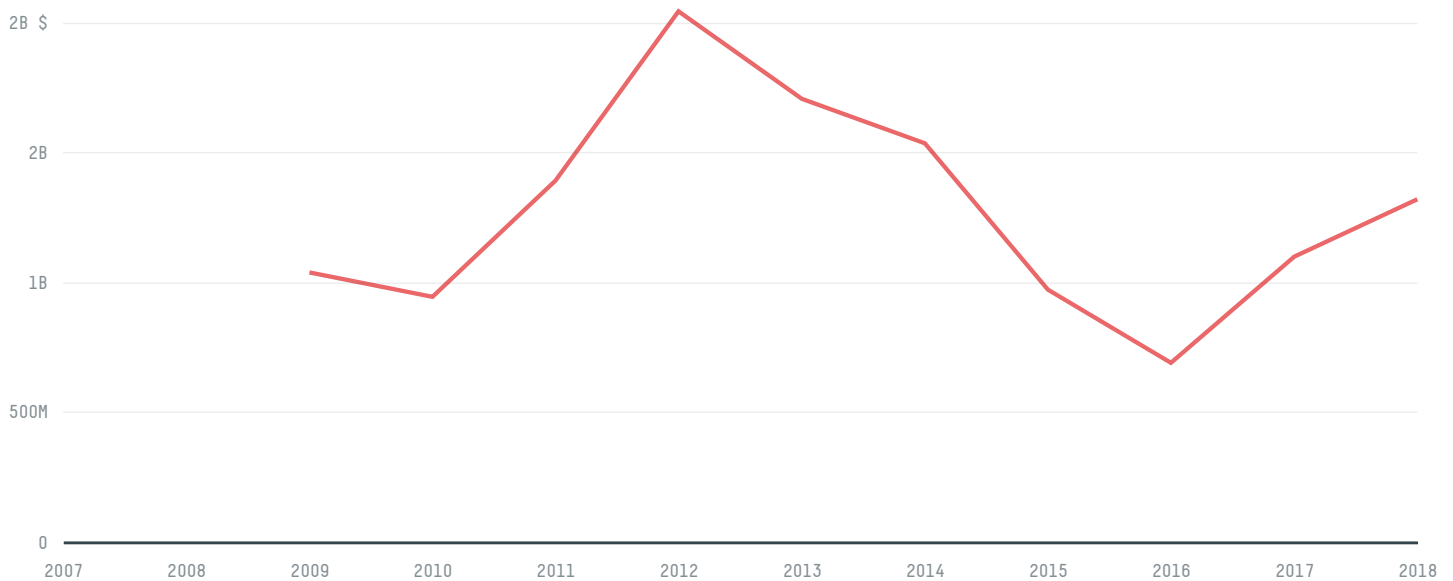
AGRICULTURAL LAND AREA	FORESTED LAND AREA
591,900	577,312

ANGOLA is the world's 21st largest country by area, 46th largest by population size and is the world's 60th largest economy (by GDP). Forests make up 46% of its area, and agriculture 47%. It's placement in the Human Development Index is 0.57. ANGOLA is a signatory to NYDF ENDORSER and ADP SIGNATORY.

TOP IMPORTS IN 2016

COMMODITY	WORLD IMPORT RANKING	PRODUCTION	IMPORTS	VALUE
SUGARCANE	80	553,592	854,213,124.8	57,897,639
CHICKEN	13	27,623	422,860,921.6	262,822,792
CORN	62	2,255,000	159,107,396.1	122,537,610
BEEF	21	104,897	158,085,896	134,039,285
PORK	34	96,783	61,237,803.1	92,660,307
COFFEE	103	14,709	1,932,962.8	6,399,930
SOY	128	10,760	1,647,608.9	6,780,644
SHRIMP	70	0	529,882	3,991,216
PALM OIL	142	-	92,080	415,885
COTTON	126	5,500	13,534.4	25,431
WOOD PULP	126	-	22	162

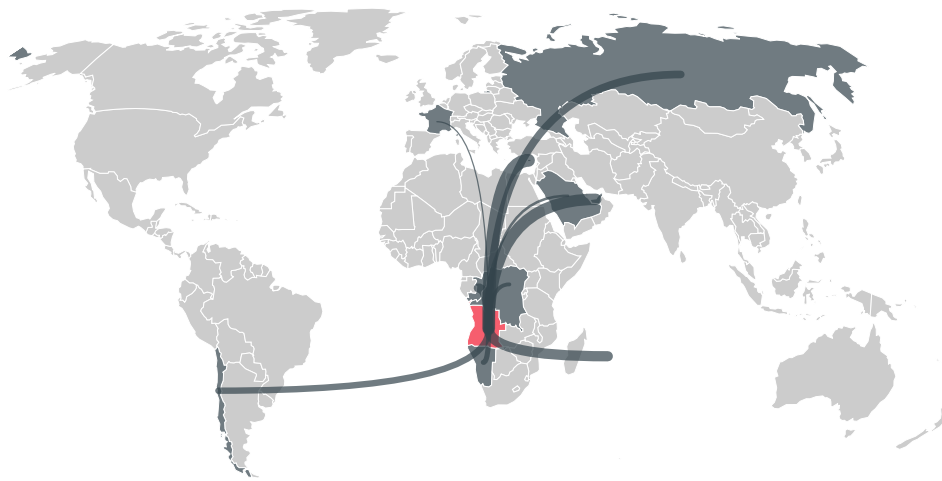
IMPORT TRAJECTORY OF ANGOLA



TOP EXPORT TRADERS OF BEEF IN ANGOLA IN 2016



TOP EXPORT COUNTRIES OF BEEF TO ANGOLA IN 2016



CYPRUS 41.8%

UNITED ARAB EMIRATES
32.1%

MAURITIUS 7.5%

CONGO 6.7%

RUSSIAN FEDERATION
5.1%

CHILE 4.3%

NAMIBIA 1.5%

CONGO DEMOCRATIC
REPUBLIC OF THE 0.7%

SAUDI ARABIA 0.3%


FRANCE 0.1%

Trase is a partnership between

 Stockholm Environment Institute

 Global Canopy Programme

In collaboration with

 vizzuality

 The European Forest Institute

and many other organizations and individuals.

Donors

 The Global Environment Facility

 WWF

 Europe

 Gordon and Betty Moore Foundation

 The Nature Conservancy

 Department for International Development

 Formas

 Norway's International Climate and Forest Initiative (NICFI)

[Terms of Use](#) · [Privacy policy](#) · [Cookie policy](#) · [Contact us](#)