



trase

PERU (importer)

ACTIVITY	COMMODITY	YEAR
Importer	Beef	2017

POPULATION	GDP	SURFACE AREA
31,444,297	211,007,207,483.5	1,285,220

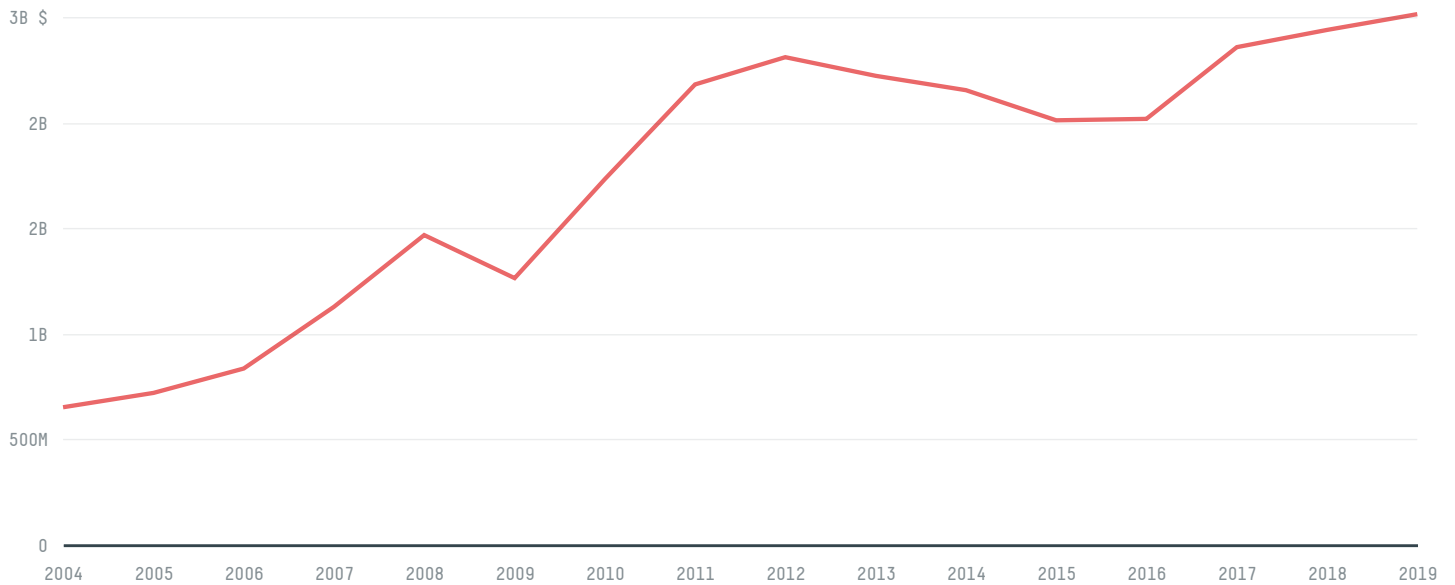
AGRICULTURAL LAND AREA	FORESTED LAND AREA
236,870	738,054

PERU is the world's 18th largest country by area, 43rd largest by population size and is the world's 49th largest economy (by GDP). Forests make up 57% of its area, and agriculture 18%. It's placement in the Human Development Index is 0.756. PERU is a signatory to NYDF ENDORSER and ADP SIGNATORY.

TOP IMPORTS IN 2017

COMMODITY	WORLD IMPORT RANKING	PRODUCTION	IMPORTS	VALUE
SUGARCANE	33	9,399,617	3,748,635,211.1	363,210,752
CORN	11	1,523,469	3,391,850,454.5	659,103,004
SOY	20	1,581	2,109,133,191.5	937,510,560
CHICKEN	51	1,464,548	47,385,437.8	66,994,229
BEEF	47	188,738	31,888,437	74,822,929
PORK	62	157,824	9,398,288.4	27,133,970
SHRIMP	27	27,517.9	7,593,016	62,419,652
WOOD PULP	48	-	6,156,921	4,238,393
COFFEE	80	337,330	5,496,758.3	44,512,716
PALM OIL	107	-	5,064,539.5	4,429,682
COCOA	60	121,814	4,309,257	15,542,218
PALM KERNEL	79	-	240,929	379,885

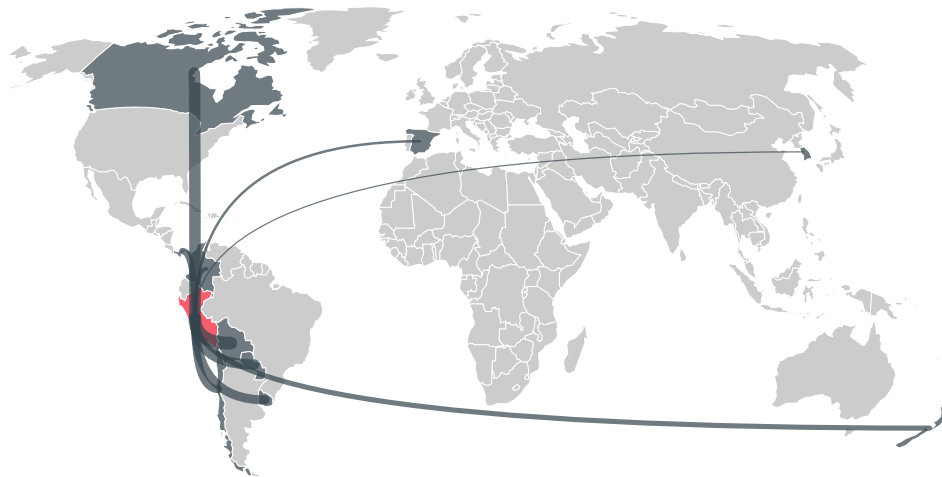
IMPORT TRAJECTORY OF PERU



TOP EXPORT TRADERS OF BEEF IN PERU IN 2017



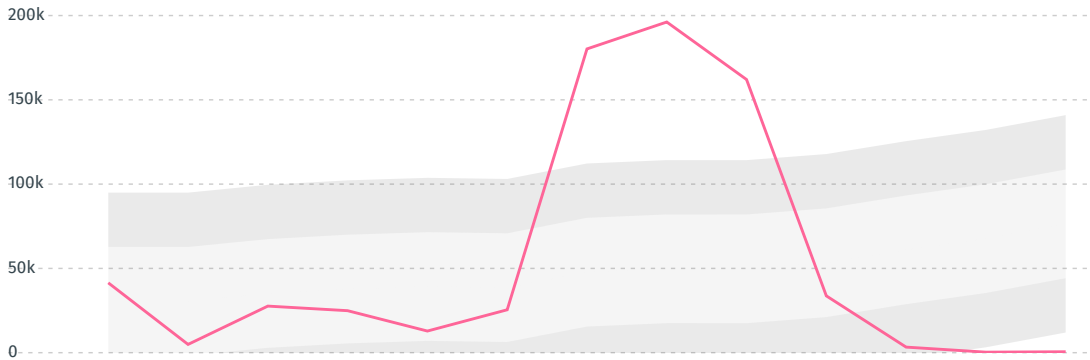
TOP EXPORT COUNTRIES OF BEEF TO PERU IN 2017



Country	Percentage
BOLIVIA	30.3%
CANADA	29.3%
PARAGUAY	19.9%
URUGUAY	17%
CHILE	2.6%
PANAMA	0.6%
NEW ZEALAND	0.2%
COLOMBIA	< 0.1%
SPAIN	< 0.1%
SOUTH KOREA	< 0.1%

DEFORESTATION ALERTS IN COLOMBIA

There were **562** GLAD alerts reported in the week of the **18th of January 2021**. This was **unusually low** compared to the same week in previous years.



Caution: GLAD alerts from the last six months are preliminary. Revisions are made as unconfirmed alerts are removed from the data and alert totals are finalized six months after posting. Source: **Global Forest Watch**

Trase is a partnership between



In collaboration with



and many other organizations and individuals.

Donors



[Terms of Use](#) · [Privacy policy](#) · [Cookie policy](#) · [Contact us](#)