



trase

LIBYA (importer)

ACTIVITY COMMODITY YEAR
Importer **Beef** **2017**

POPULATION GDP LAND AREA
6,580,724 **37,883,243,650.5** **1,759,540**

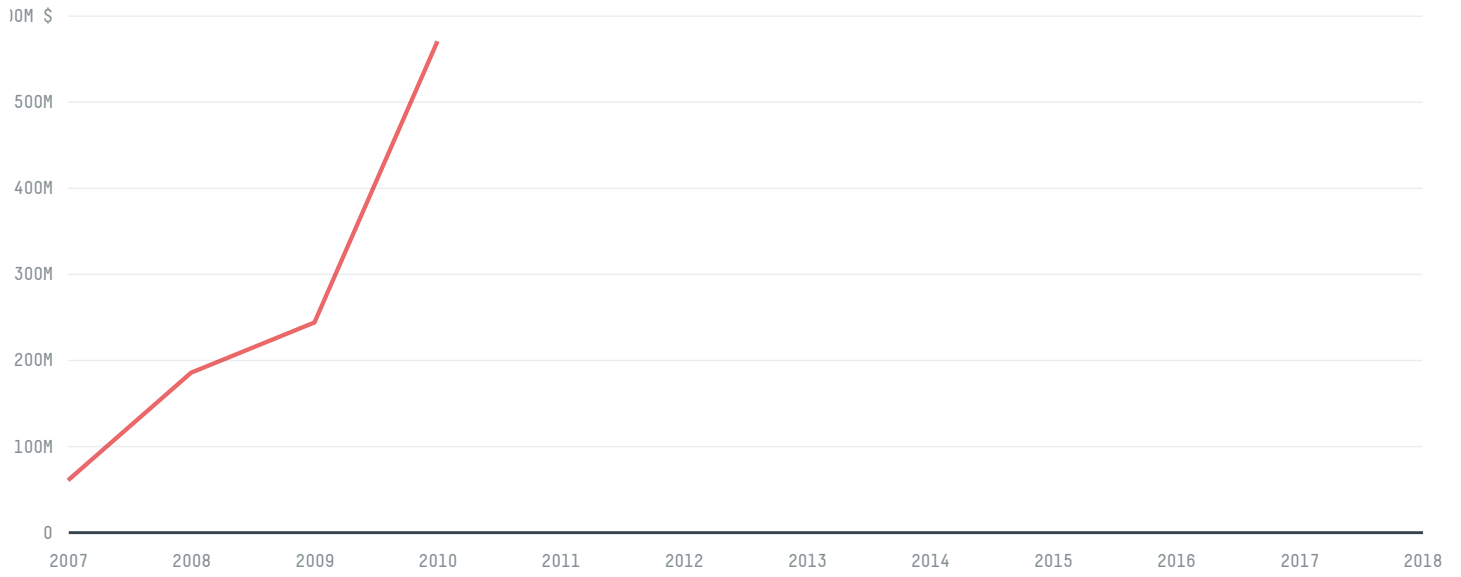
AGRICULTURAL LAND AREA FORESTED LAND AREA
153,500 **2,170**

LIBYA is the world's 15th largest country by land mass, 108th largest by population size and is the world's 95th largest economy (by GDP). Forests make up 0% of its land mass and agricultural areas, 9%. It's placement in the Human Development Index is 0.704. LIBYA is a signatory to NYDF ENDORSER and ADP SIGNATORY.

TOP IMPORTS IN 2017

COMMODITY	WORLD IMPORT RANKING	PRODUCTION	IMPORTS	VALUE
SOY	-	0	-	-
PALM OIL	-	-	-	-
BEEF	-	9,652	-	-
COFFEE	-	0	-	-
CHICKEN	-	127,593	-	-
CORN	-	3,502	-	-
SUGARCANE	-	0	-	-
PORK	-	0	-	-

IMPORT TRAJECTORY OF LIBYA



TOP EXPORT TRADERS OF BEEF IN LIBYA IN 2017

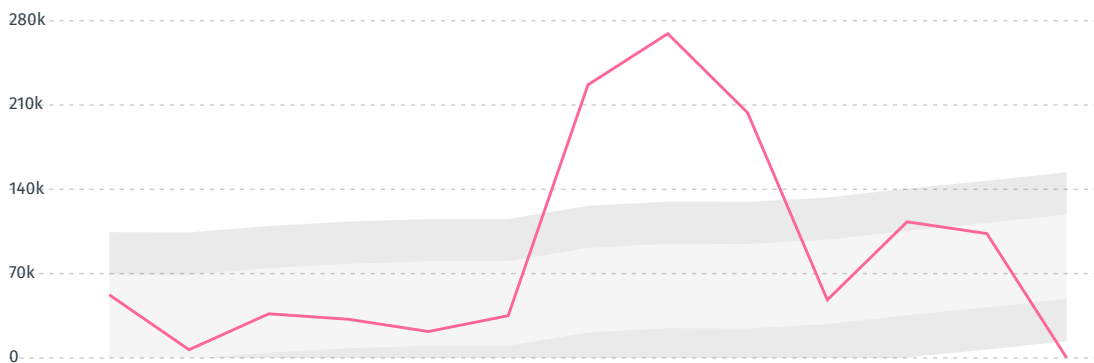


TOP EXPORT COUNTRIES OF BEEF TO LIBYA IN 2017



DEFORESTATION ALERTS IN COLOMBIA

There were **0** GLAD alerts reported in the week of the **18th of January 2021**. This was **unusually low** compared to the same week in previous years.


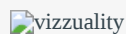


Caution: GLAD alerts from the last six months are preliminary. Revisions are made as unconfirmed alerts are removed from the data and alert totals are finalized six months after posting. Source: **Global Forest Watch**

Trase is a partnership between



In collaboration with



Donors



and many other organizations and



This website uses cookies to provide you with an improved user experience. By continuing to browse this site, you consent to the use of cookies and similar technologies. Please visit our [privacy policy](#) for further details.

I AGREE

