



# trase

## LEBANON (importer)

ACTIVITY	COMMODITY	YEAR
<b>Importer</b>	<b>Beef</b>	<b>2018</b>

POPULATION	GDP	SURFACE AREA
<b>6,848,925</b>	<b>54,961,275,741.6</b>	<b>10,450</b>

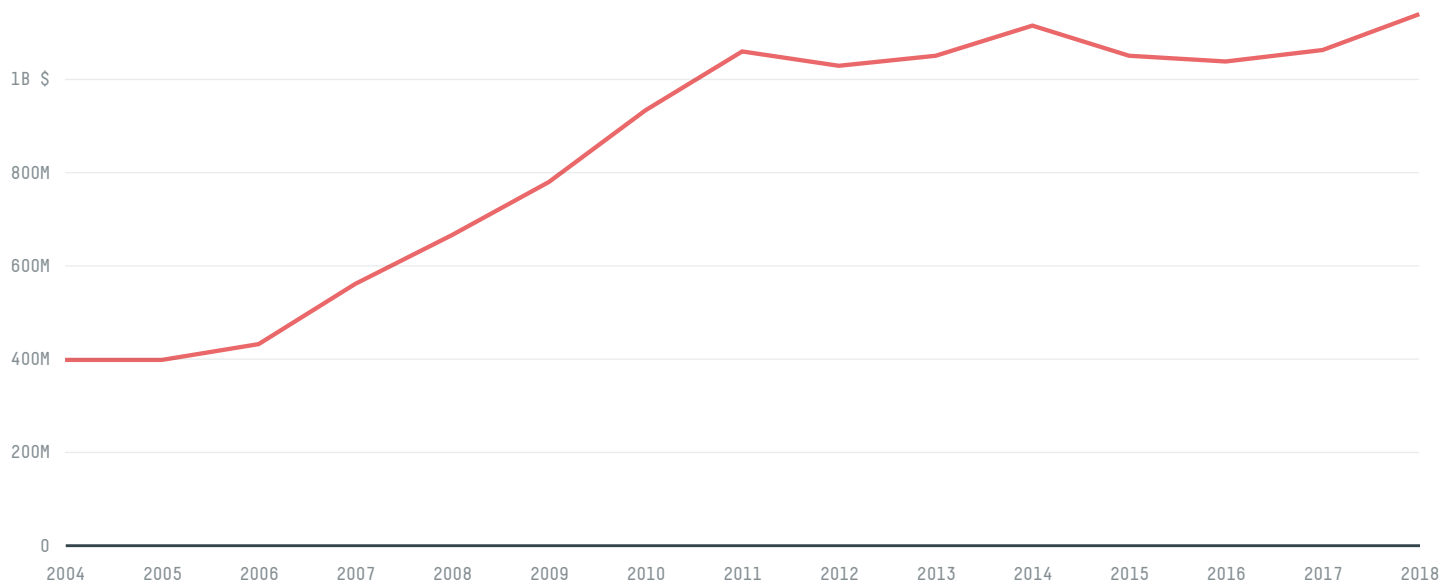
AGRICULTURAL LAND AREA	FORESTED LAND AREA
<b>6,580</b>	<b>1,373.8</b>

LEBANON is the world's 161st largest country by area, 107th largest by population size and is the world's 83rd largest economy (by GDP). Forests make up 13% of its area, and agriculture 63%. It's placement in the Human Development Index is 0.73. LEBANON is a signatory to NYDF ENDORSER and ADP SIGNATORY.

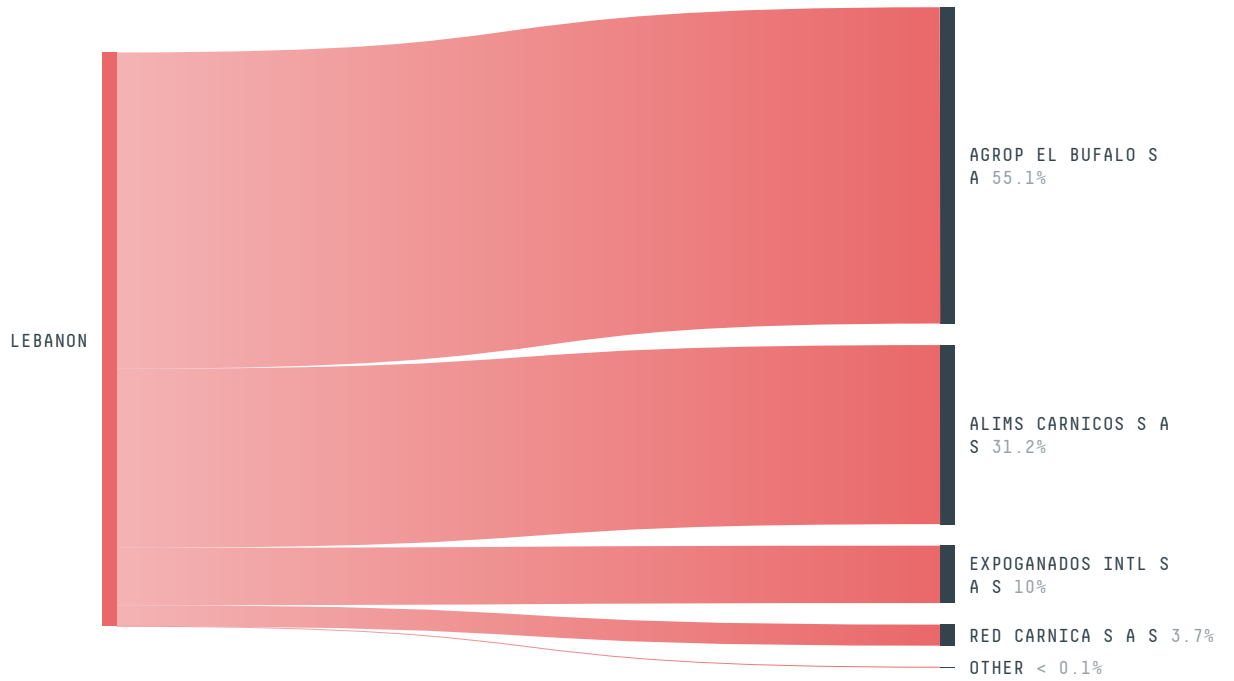
## TOP IMPORTS IN 2018

COMMODITY	WORLD IMPORT RANKING	PRODUCTION	IMPORTS	VALUE
SUGARCANE	53	91	2,011,968,356.1	102,757,195
CORN	36	3,288	593,159,460.4	136,173,646
SOY	53	0	290,359,812.2	125,877,875
COFFEE	40	0	44,791,232.8	130,347,726
BEEF	44	43,193	42,872,565.9	530,666,476
COTTON	21	0	33,858,434.7	8,317,973
PALM OIL	75	-	24,431,129.5	21,971,109
WOOD PULP	35	-	15,185,280	12,374,486
CHICKEN	94	125,821	10,073,962	30,320,830
PORK	79	597	3,329,069.9	11,787,495
SHRIMP	48	15	2,462,792	19,070,049
COCOA	67	0	2,450,794	8,705,093

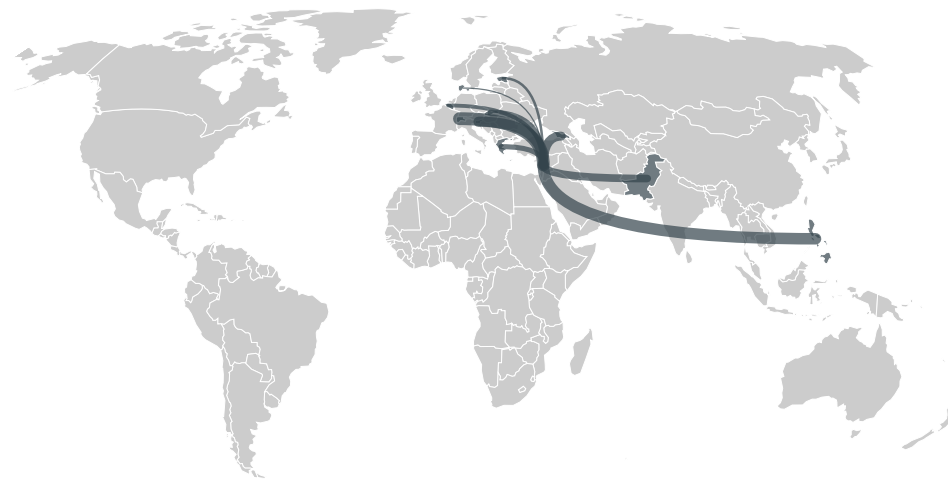
## IMPORT TRAJECTORY OF LEBANON



## TOP EXPORT TRADERS OF BEEF IN LEBANON IN 2018

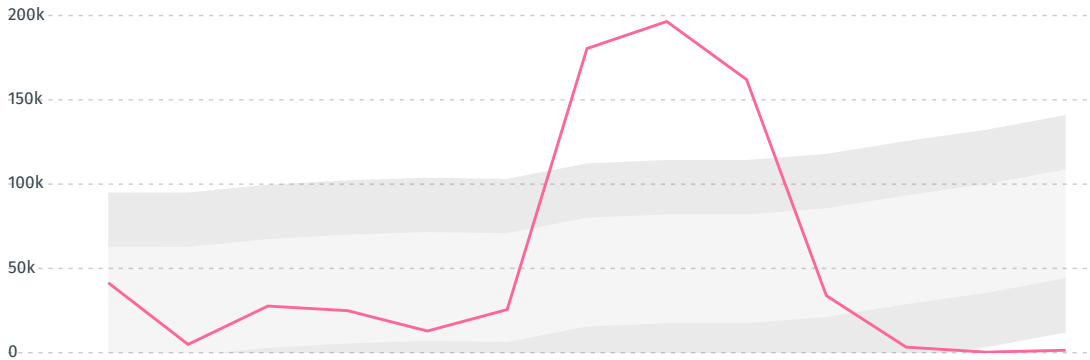


## TOP EXPORT COUNTRIES OF BEEF TO LEBANON IN 2018



DEFORESTATION ALERTS IN COLOMBIA

There were **1,446** GLAD alerts reported in the week of the **18th of January 2021**. This was **unusually low** compared to the same week in previous years.



Caution: GLAD alerts from the last six months are preliminary. Revisions are made as unconfirmed alerts are removed from the data and alert totals are finalized six months after posting. Source: **Global Forest Watch**

Trase is a partnership between



In collaboration with



and many other organizations and individuals.

Donors



[Terms of Use](#) · [Privacy policy](#) · [Cookie policy](#) · [Contact us](#)