



trase

JORDAN (importer)

ACTIVITY	COMMODITY	YEAR
Importer	Beef	2018

POPULATION	GDP	SURFACE AREA
9,956,011	42,932,112,676.1	89,320

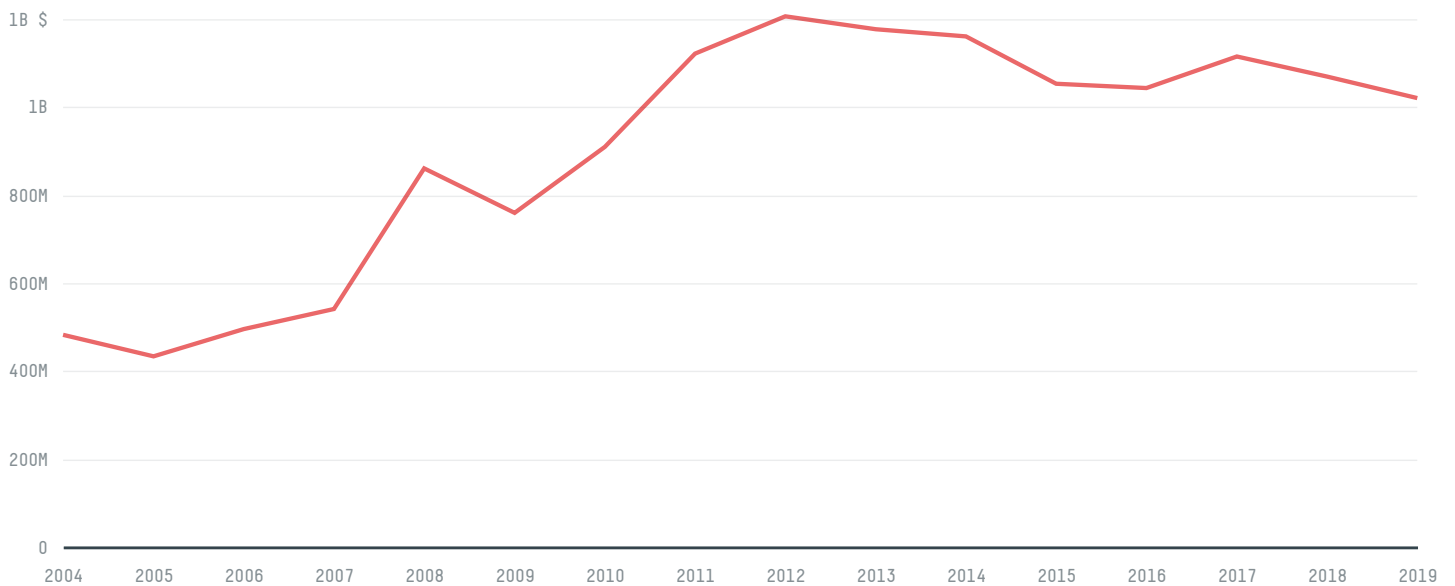
AGRICULTURAL LAND AREA	FORESTED LAND AREA
10,659.6	975

JORDAN is the world's 109th largest country by area, 89th largest by population size and is the world's 91st largest economy (by GDP). Forests make up 1% of its area, and agriculture 12%. It's placement in the Human Development Index is 0.723. JORDAN is a signatory to NYDF ENDORSER and ADP SIGNATORY.


TOP IMPORTS IN 2018

COMMODITY	WORLD IMPORT RANKING	PRODUCTION	IMPORTS	VALUE
SUGARCANE	42	0	2,613,082,300.6	154,986,610
CORN	29	21,914	848,043,530.4	212,427,098
SOY	50	0	384,665,659.3	172,546,687
CHICKEN	51	193,423	57,580,954.1	93,674,613
BEEF	41	28,280	51,799,599.3	199,876,328
WOOD PULP	23	-	50,530,331	40,681,663
COFFEE	42	0	42,568,488.8	145,669,072
PALM OIL	64	-	40,692,778.5	30,198,774
COCOA	63	0	3,083,387	10,167,612
SHRIMP	73	0	524,217	5,042,981
PORK	133	0	112,695.1	614,385

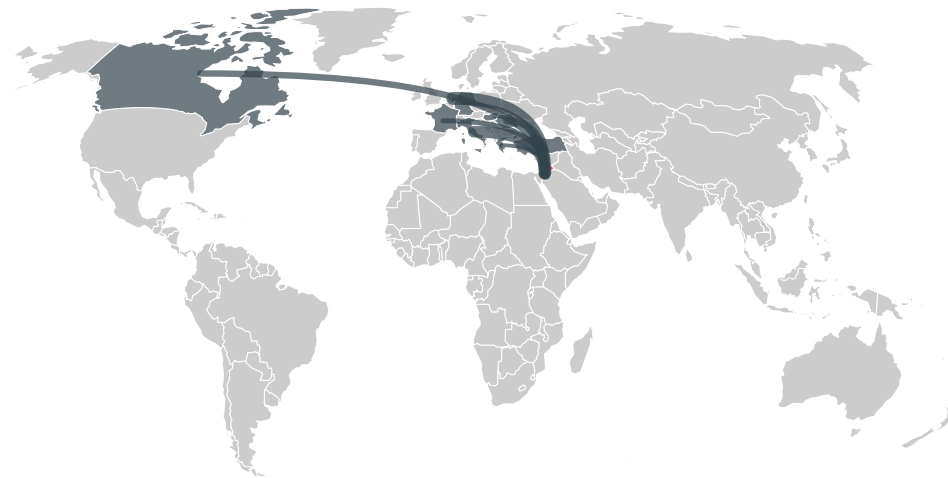
IMPORT TRAJECTORY OF JORDAN



TOP EXPORT TRADERS OF BEEF IN JORDAN IN 2018



TOP EXPORT COUNTRIES OF BEEF TO JORDAN IN 2018



NETHERLANDS 45.5%

ITALY 19.2%

TURKEY 9.7%

LEBANON 9%

ROMANIA 6.4%

CANADA 4.1%

FRANCE 2.7%

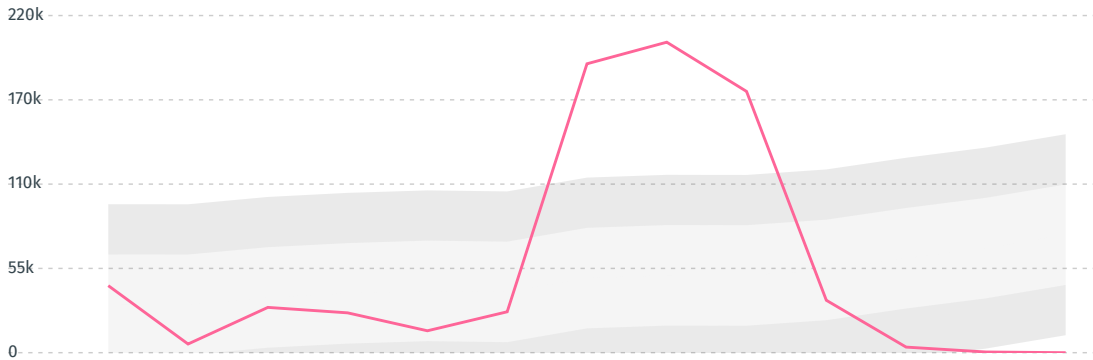
GREECE 2.4%

GERMANY 0.5%

HUNGARY 0.5%

DEFORESTATION ALERTS IN COLOMBIA

There were **0** GLAD alerts reported in the week of the **18th of January 2021**. This was **unusually low** compared to the same week in previous years.



Caution: GLAD alerts from the last six months are preliminary. Revisions are made as unconfirmed alerts are removed from the data and alert totals are finalized six months after posting. Source: **Global Forest Watch**

Trase is a partnership between



In collaboration with



and many other organizations and individuals.

Donors



[Terms of Use](#) · [Privacy policy](#) · [Cookie policy](#) · [Contact us](#)