



trase

Georgia (importer)

ACTIVITY COMMODITY YEAR
Importer **Beef** **2016**

POPULATION GDP LAND AREA
3,727,505 **15,141,758,566.8** **69,490**

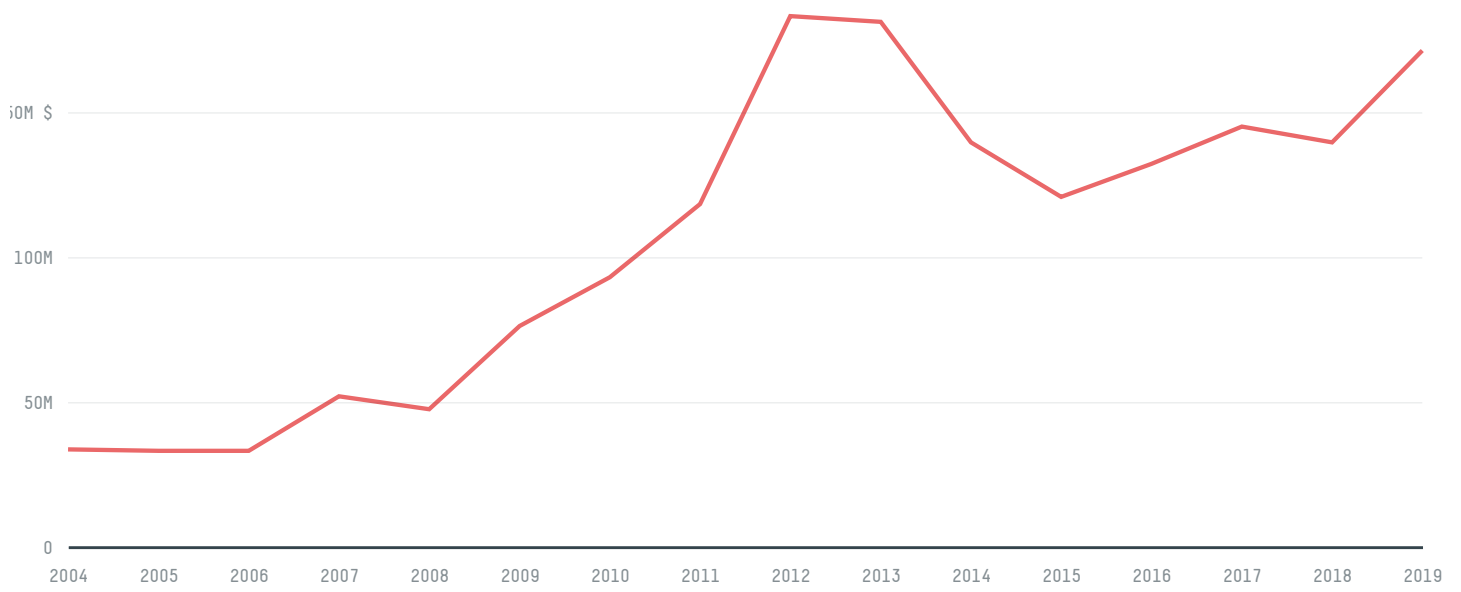
AGRICULTURAL LAND AREA FORESTED LAND AREA
23,940 **28,224**

GEORGIA is the world's 117th largest country by land mass, 130th largest by population size and is the world's 119th largest economy (by GDP). Forests make up 41% of its land mass and agricultural areas, 34%. It's placement in the Human Development Index is 0.776. GEORGIA is a signatory to NYDF ENDORSER and ADP SIGNATORY.

TOP IMPORTS IN 2016

COMMODITY	WORLD IMPORT RANKING	PRODUCTION	IMPORTS	VALUE
SUGARCANE	65	0	1,012,782,762.7	65,325,753
CORN	82	243,700	71,541,160.6	15,898,928
BEEF	83	21,500	8,577,080.1	16,376,656
COFFEE	72	0	7,416,606.5	18,534,554
PORK	47	16,100	4,046,918.5	11,477,522
CHICKEN	63	22,900	1,164,139.1	2,570,915
COCOA	86	0	472,860	1,454,429
SOY	159	1,955	8.2	89

IMPORT TRAJECTORY OF GEORGIA

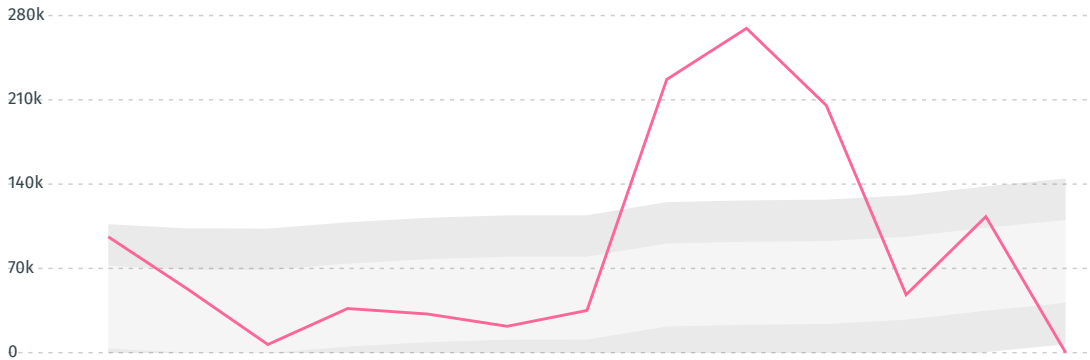


TOP EXPORT TRADERS OF BEEF IN GEORGIA IN 2016



DEFORESTATION ALERTS IN COLOMBIA

There were **0** GLAD alerts reported in the week of the **11th of January 2021**. This was **unusually low** compared to the same week in previous years.



Caution: GLAD alerts from the last six months are preliminary. Revisions are made as unconfirmed alerts are removed from the data and alert totals are finalized six months after posting. Source: **Global Forest Watch**

Trase is a partnership between




In collaboration with



and many other organizations and individuals.

Donors



[Terms of Use](#) · [Privacy policy](#) · [Cookie policy](#) · [Contact us](#)