



trase

COLOMBIA (exporter)

ACTIVITY COMMODITY YEAR
Exporter **Cocoa** **2018**

POPULATION GDP SURFACE AREA
49,661,056 **333,568,923,004.5** **1,141,749**

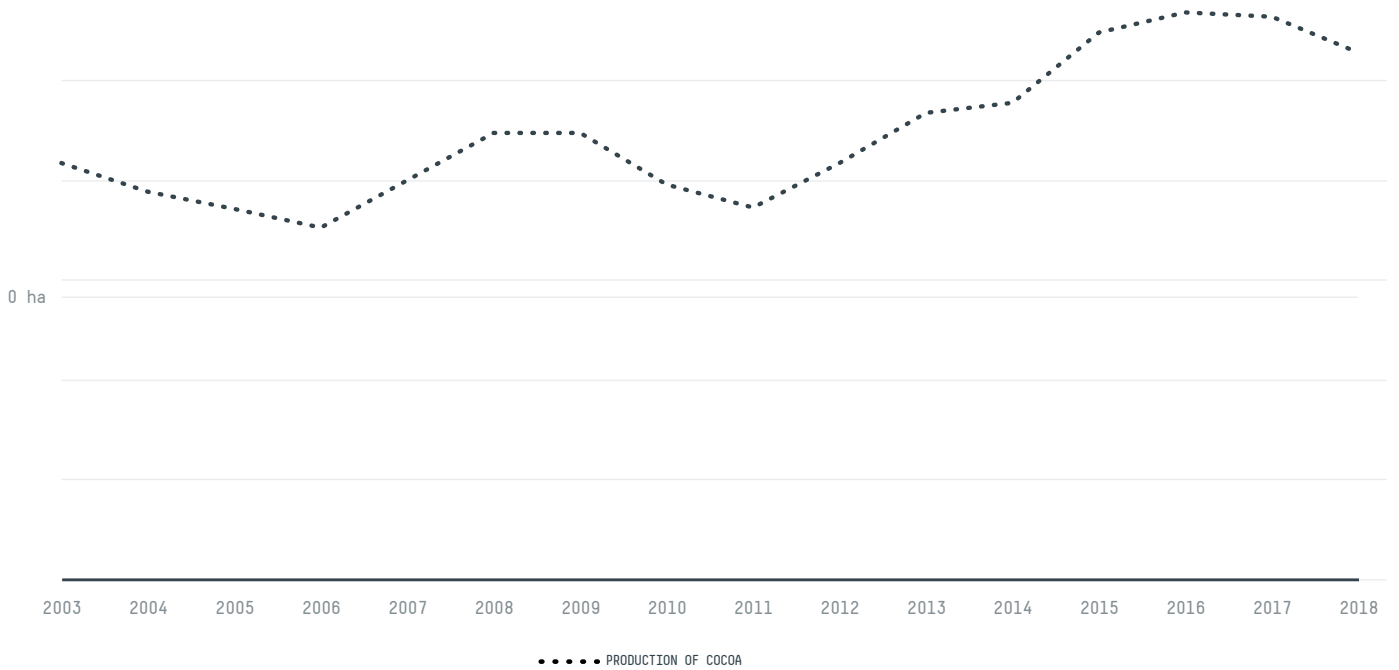
AGRICULTURAL LAND AREA FORESTED LAND AREA AGRICULTURAL EXPORT VALUE
446,656 **584,750.2** **7,104,152**

COLOMBIA is the world's 24th largest country by area, 29th largest by population size and is the world's 39th largest economy (by GDP). Forests make up 51% of its area, and agriculture 39%. It's placement in the Human Development Index is 0.761. COLOMBIA is a signatory to NYDF ENDORSER and ADP SIGNATORY.

TOP EXPORTS IN 2018

COMMODITY	WORLD EXPORT RANKING	PRODUCTION	EXPORTS	VALUE
COFFEE	4	720,634	750,490,130.5	2,568,575,855
PALM OIL	5	-	706,406,796.7	446,216,163
PALM KERNEL	4	-	80,951,530	85,214,625
BEEF	38	885,929	26,359,615.6	124,685,613
COCOA	25	52,743	13,237,583	47,215,873
WOOD PULP	-	-	-	-

DEFORESTATION TRAJECTORY OF COLOMBIA



AGRICULTURAL INDICATORS

SCORE

Production of coffee 720,634 t

Coffee Yield - t/ha

ENVIRONMENTAL INDICATORS

SCORE

Territorial deforestation - ha

Forest at risk of coffee expansion by 2050 due to climate change - ha

Water vulnerability - /5

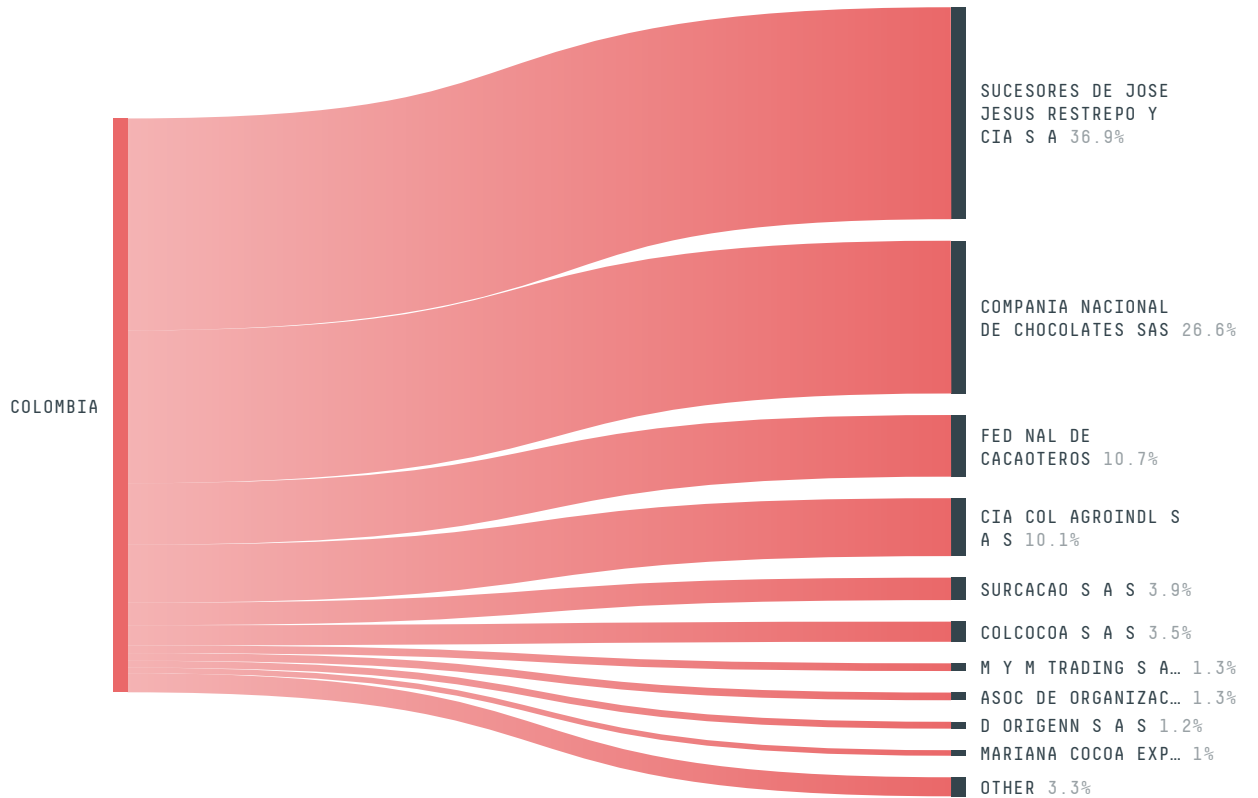
SOCIO-ECONOMIC INDICATORS

SCORE

GDP per capita - USD/capita

Multidimensional Poverty Index - %

TOP IMPORT TRADERS OF COCOA IN COLOMBIA IN 2018

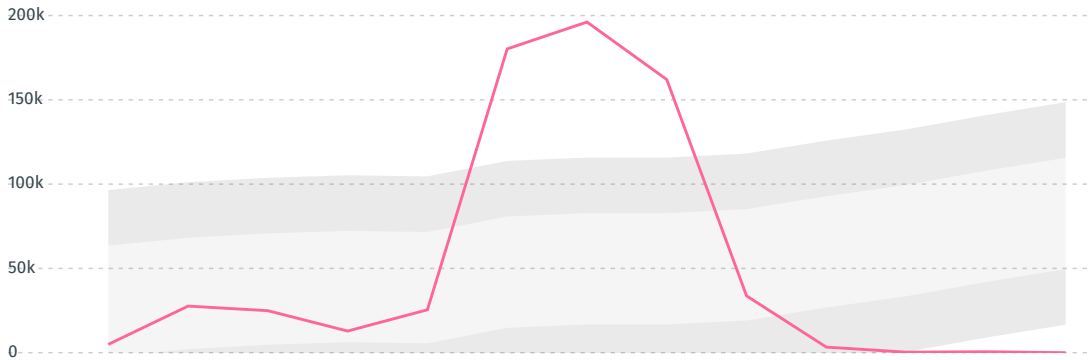


TOP IMPORT COUNTRIES OF COCOA FROM COLOMBIA IN 2018



DEFORESTATION ALERTS IN COLOMBIA

There were **0** GLAD alerts reported in the week of the **25th of January 2021**. This was **unusually low** compared to the same week in previous years.



Caution: GLAD alerts from the last six months are preliminary. Revisions are made as unconfirmed alerts are removed from the data and alert totals are finalized six months after posting. Source: **Global Forest Watch**

Trase is a partnership between



In collaboration with



and many other organizations and individuals.

Donors



[Terms of Use](#) · [Privacy policy](#) · [Cookie policy](#) · [Contact us](#)