



trase

PERU (importer)

ACTIVITY	COMMODITY	YEAR
Importer	Wood pulp	2018

POPULATION	GDP	SURFACE AREA
31,989,256	222,044,970,486.2	1,285,220

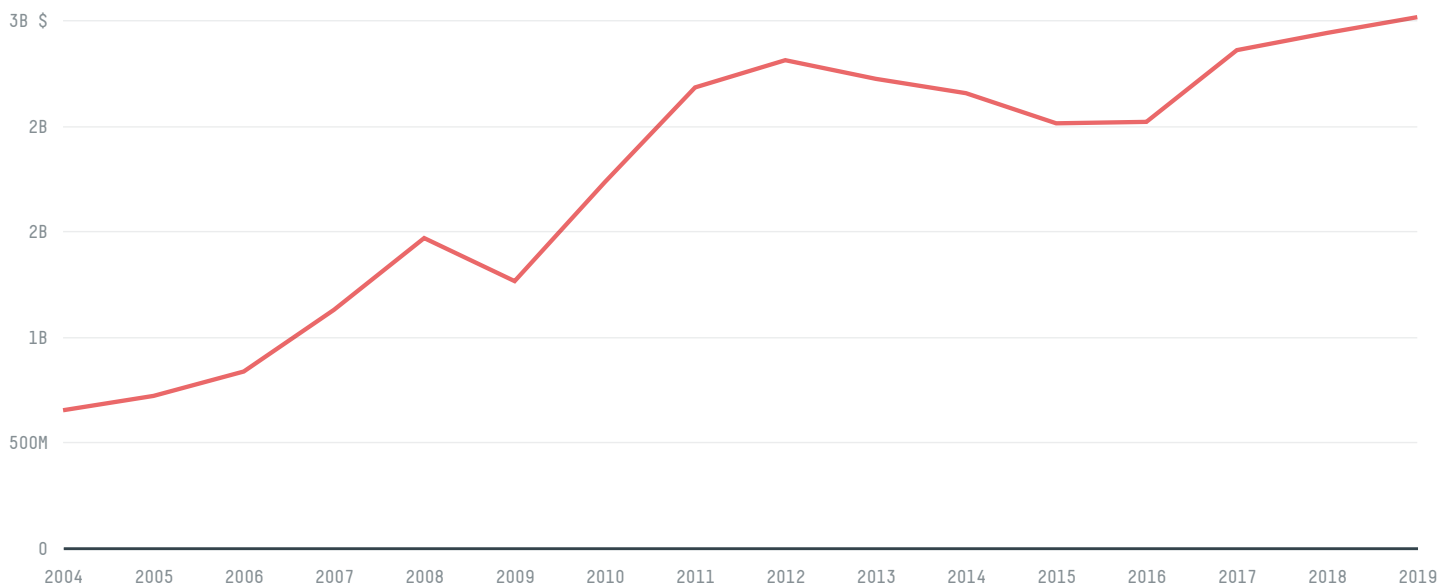
AGRICULTURAL LAND AREA	FORESTED LAND AREA
236,870	738,054

PERU is the world's 18th largest country by area, 43rd largest by population size and is the world's 50th largest economy (by GDP). Forests make up 57% of its area, and agriculture 18%. It's placement in the Human Development Index is 0.759. PERU is a signatory to NYDF ENDORSER and ADP SIGNATORY.

TOP IMPORTS IN 2018

COMMODITY	WORLD IMPORT RANKING	PRODUCTION	IMPORTS	VALUE
SUGARCANE	30	10,336,178	3,926,908,636.3	203,222,175
CORN	10	1,569,535	3,570,955,857.5	716,648,310
SOY	22	1,530	2,185,225,910.1	1,031,485,284
CHICKEN	50	1,581,767	59,596,768.4	81,934,659
BEEF	49	189,703	33,410,502.9	83,107,549
PORK	63	162,421	10,270,850.3	27,081,836
SHRIMP	28	29,744.8	9,885,061	94,366,969
WOOD PULP	45	-	7,192,682	6,347,527
COFFEE	82	369,622	6,565,683.3	50,907,266
PALM OIL	94	-	6,553,474.7	5,600,873
COCOA	58	134,676	5,419,650	20,995,283
PALM KERNEL	71	-	289,840	402,514

IMPORT TRAJECTORY OF PERU



TOP EXPORT TRADERS OF WOOD PULP IN PERU IN 2018

PERU ■

UNITED STATES < 0.1%

TOP EXPORT COUNTRIES OF WOOD PULP TO PERU IN 2018

CHILE 65.6%

UNITED STATES 25.2%

BRAZIL 8.7%

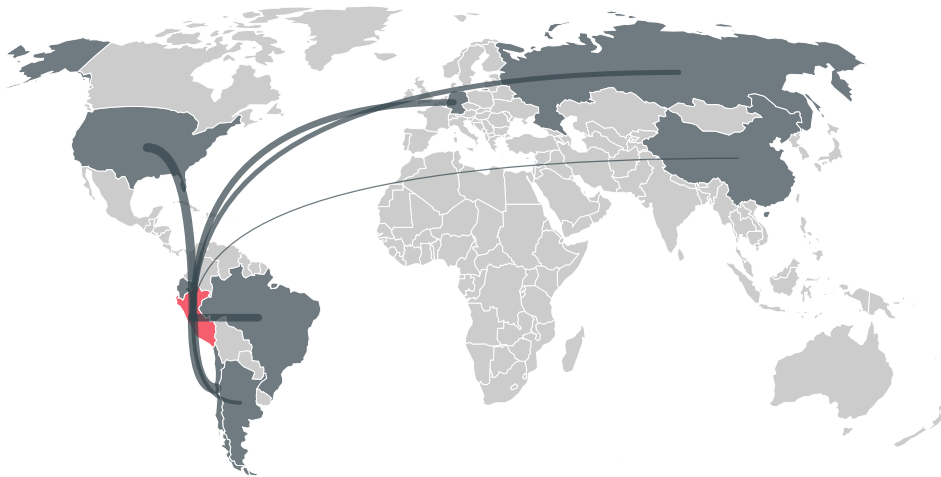
GERMANY 0.3%

RUSSIAN FEDERATION
0.1%

ARGENTINA < 0.1%


ECUADOR < 0.1%

CHINA (MAINLAND) <
0.1%




Trase is a partnership between

 Stockholm Environment Institute

 Global Canopy Programme

In collaboration with

 vizzuality

 The European Forest Institute

Donors

 The Global Environment Facility

 WWF

 Europe

 Gordon and Betty Moore Foundation

 The Nature Conservancy

This website uses cookies to provide you with an improved user experience. By continuing to browse this site, you consent to the use of cookies and similar technologies. Please visit our [privacy policy](#) for further details.

I AGREE