



# trase

## BOLIVIA (importer)

ACTIVITY	COMMODITY	YEAR
<b>Importer</b>	<b>Corn</b>	<b>2018</b>

POPULATION	GDP	LAND AREA
<b>11,353,142</b>	<b>40,287,647,930.5</b>	<b>1,083,300</b>

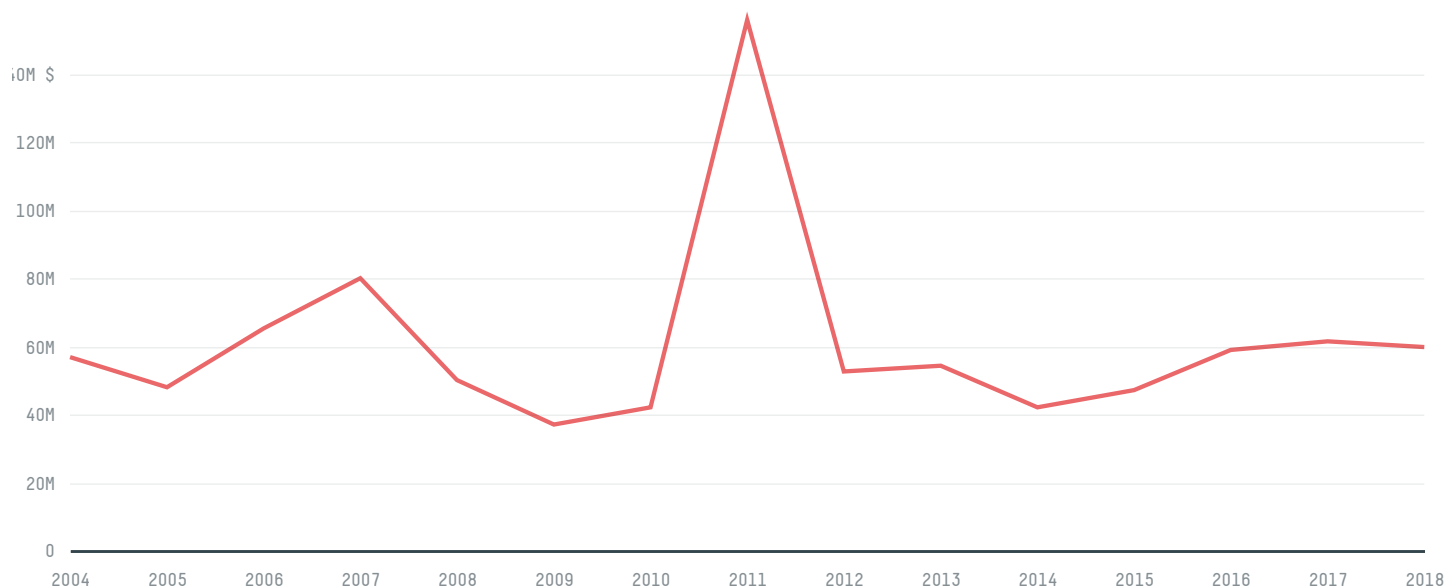
AGRICULTURAL LAND AREA	FORESTED LAND AREA
<b>376,850</b>	<b>544,750</b>

BOLIVIA is the world's 25th largest country by land mass, 79th largest by population size and is the world's 94th largest economy (by GDP). Forests make up 50% of its land mass and agricultural areas, 35%. It's placement in the Human Development Index is 0.703. BOLIVIA is a signatory to NYDF ENDORSER and ADP SIGNATORY.

## TOP IMPORTS IN 2018

COMMODITY	WORLD IMPORT RANKING	PRODUCTION	IMPORTS	VALUE
CORN	97	1,260,926	37,302,899.8	16,177,488
WOOD PULP	60	-	19,770,553	15,859,215
SUGARCANE	144	9,616,440	6,624,102.1	391,304
SOY	66	2,942,131	2,484,918.3	2,033,944
BEEF	109	268,000	2,252,836.5	3,152,784
COCOA	68	5,846	2,140,942	5,552,036
CHICKEN	48	482,332	1,310,676.3	8,841,009
COFFEE	116	22,121	562,938.3	5,760,634
COTTON	90	117,000	485,756.4	971,183
PALM KERNEL	76	-	262,902	414,132
PORK	126	109,000	47,532.8	553,642
SHRIMP	111	0	38,060	155,322
PALM OIL	-	-	-	-

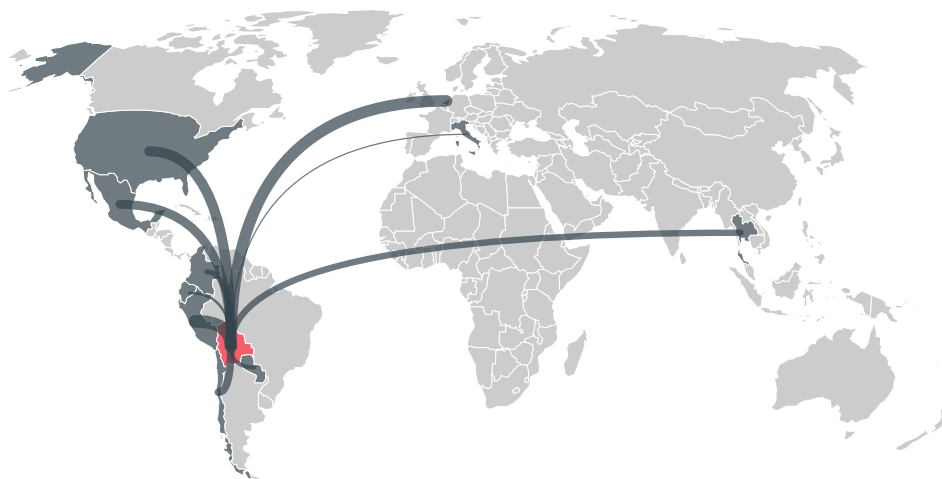
## IMPORT TRAJECTORY OF BOLIVIA



## TOP EXPORT TRADERS OF CORN IN BOLIVIA IN 2018

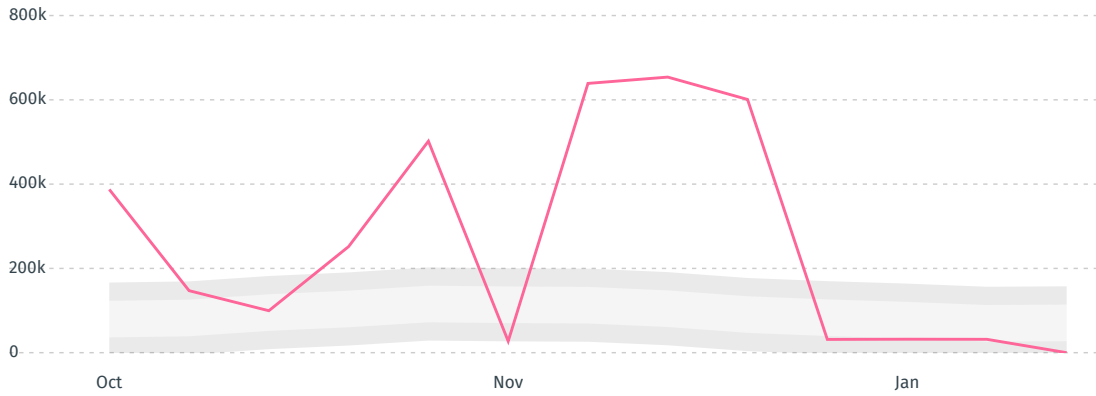


## TOP EXPORT COUNTRIES OF CORN TO BOLIVIA IN 2018




Country	Percentage
PERU	28.6%
NETHERLANDS	27.7%
UNITED STATES	24.2%
MEXICO	8%
CHILE	6.5%
THAILAND	4.8%
COLOMBIA	< 0.1%
PARAGUAY	< 0.1%
ECUADOR	< 0.1%
ITALY	< 0.1%

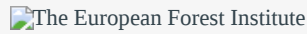
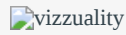
DEFORESTATION ALERTS IN PARAGUAY



Trase is a partnership between



In collaboration with



and many other organizations and individuals.

Donors



[Terms of Use](#) · [Privacy policy](#) · [Cookie policy](#) · [Contact us](#)