



trase

PHILIPPINES (importer)

ACTIVITY	COMMODITY	YEAR
Importer	Corn	2016

POPULATION	GDP	SURFACE AREA
103,663,927	318,627,003,966.1	300,000

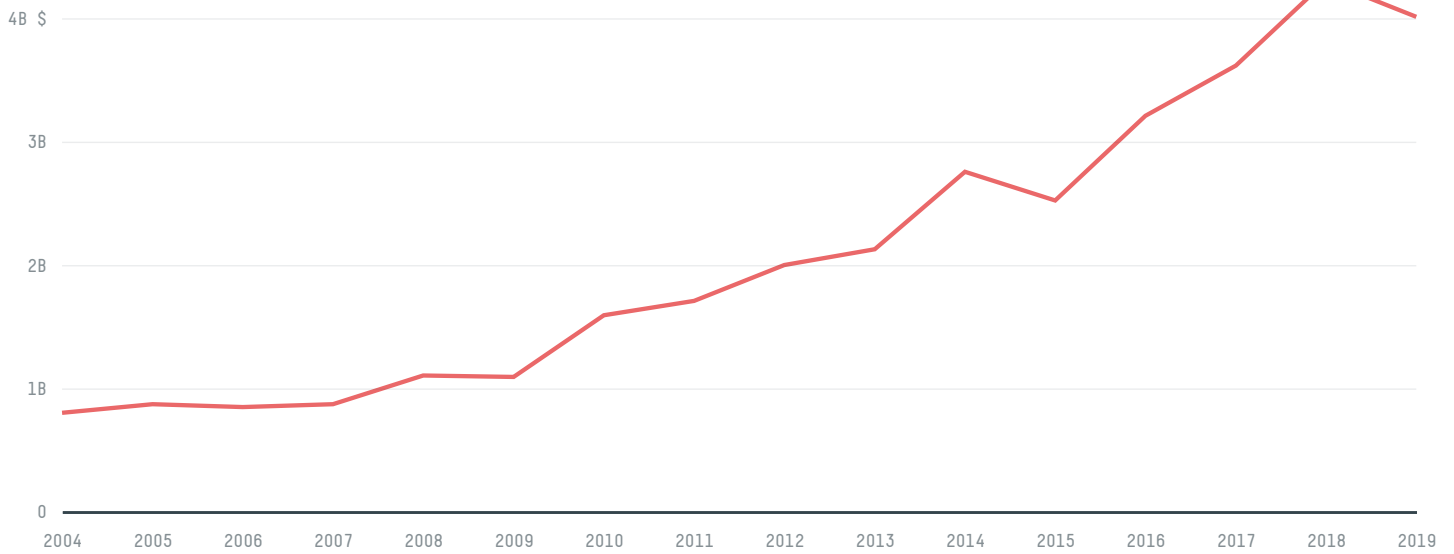
AGRICULTURAL LAND AREA	FORESTED LAND AREA
124,400	82,800

PHILIPPINES is the world's 71st largest country by area, 12th largest by population size and is the world's 35th largest economy (by GDP). Forests make up 28% of its area, and agriculture 41%. It's placement in the Human Development Index is 0.704. PHILIPPINES is a signatory to NYDF ENDORSER and ADP SIGNATORY.

TOP IMPORTS IN 2016

COMMODITY	WORLD IMPORT RANKING	PRODUCTION	IMPORTS	VALUE
SUGARCANE	19	22,370,546	7,561,056,650.4	446,061,073
SOY	19	544	2,433,873,621.1	937,421,817
CORN	35	7,218,817	816,767,931	217,808,619
PORK	15	1,862,988	259,426,835.4	335,687,876
CHICKEN	16	1,227,268	242,405,646	216,151,542
COFFEE	12	68,823	234,670,382.3	451,779,386
BEEF	20	210,389	165,790,417.2	374,039,196
PALM KERNEL	7	-	144,831,279	110,567,477
PALM OIL	68	-	40,303,187.4	30,690,576
COCOA	29	6,263	26,599,146	66,104,083
WOOD PULP	37	-	13,654,078	8,787,720
COTTON	44	5	8,102,769.3	13,704,965
SHRIMP	-	61,684.2	-	-

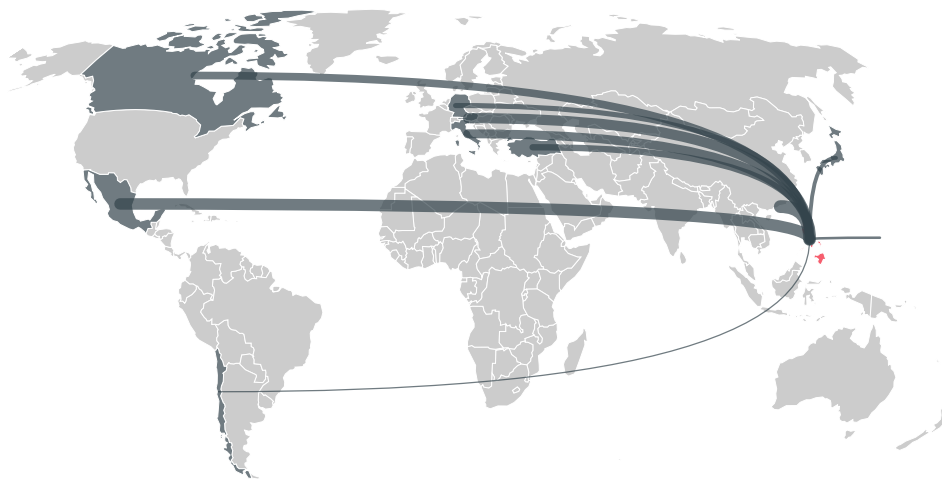
IMPORT TRAJECTORY OF PHILIPPINES



TOP EXPORT TRADERS OF CORN IN PHILIPPINES IN 2016



TOP EXPORT COUNTRIES OF CORN TO PHILIPPINES IN 2016



CHINA (HONG KONG)
35.1%

MEXICO 23.2%

AUSTRIA 17.5%

ITALY 12.5%

CANADA 4.9%

TURKEY 3.3%

GERMANY 2.1%


JAPAN 0.9%

GUAM 0.4%


CHILE < 0.1%


Trase is a partnership between

 Stockholm Environment Institute

 Global Canopy Programme

In collaboration with

 vizzuality

 The European Forest Institute

and many other organizations and individuals.

Donors

 The Global Environment Facility

 WWF

 Europe

 Gordon and Betty Moore Foundation

 The Nature Conservancy

 Department for International Development

 Formas

 Norway's International Climate and Forest Initiative (NICFI)

[Terms of Use](#) · [Privacy policy](#) · [Cookie policy](#) · [Contact us](#)