



# trase

## NIGERIA (importer)

ACTIVITY	COMMODITY	YEAR
<b>Importer</b>	<b>Corn</b>	<b>2015</b>

POPULATION	GDP	LAND AREA
<b>181,137,448</b>	<b>486,803,295,097.9</b>	<b>910,770</b>

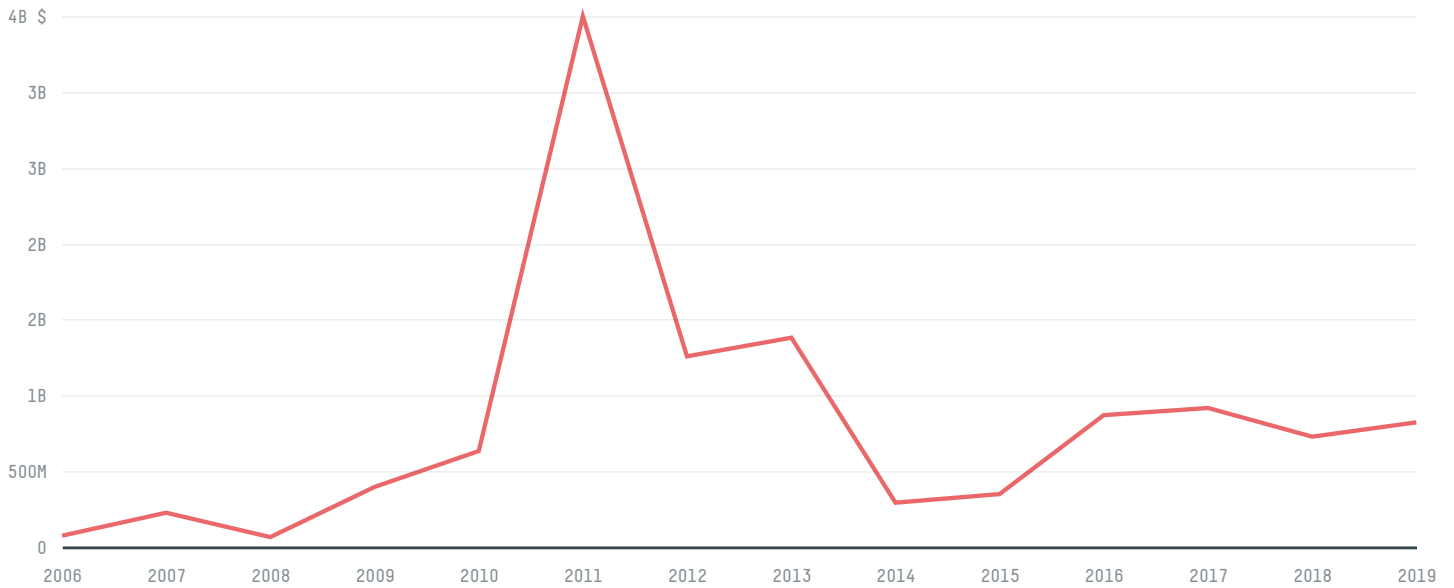
AGRICULTURAL LAND AREA	FORESTED LAND AREA
<b>708,000</b>	<b>69,930</b>

NIGERIA is the world's 29th largest country by land mass, 7th largest by population size and is the world's 23rd largest economy (by GDP). Forests make up 8% of its land mass and agricultural areas, 78%. It's placement in the Human Development Index is 0.527. NIGERIA is a signatory to NYDF ENDORSER and ADP SIGNATORY.

## TOP IMPORTS IN 2015

COMMODITY	WORLD IMPORT RANKING	PRODUCTION	IMPORTS	VALUE
SUGARCANE	26	1,449,963	3,764,945,947.2	286,822,226
CORN	68	10,562,050	121,131,026.9	40,021,356
WOOD PULP	62	-	21,583,547	15,167,230
COTTON	73	277,523	2,434,662.8	2,566,044
COFFEE	107	1,950	724,926	3,097,732
BEEF	139	384,396	639,382.1	669,222
SOY	104	588,523	537,698.1	365,142
COCOA	90	302,066	342,143	422,738
PORK	147	278,922	7,608.2	30,512
PALM OIL	-	-	-	-
CHICKEN	-	197,580	-	-

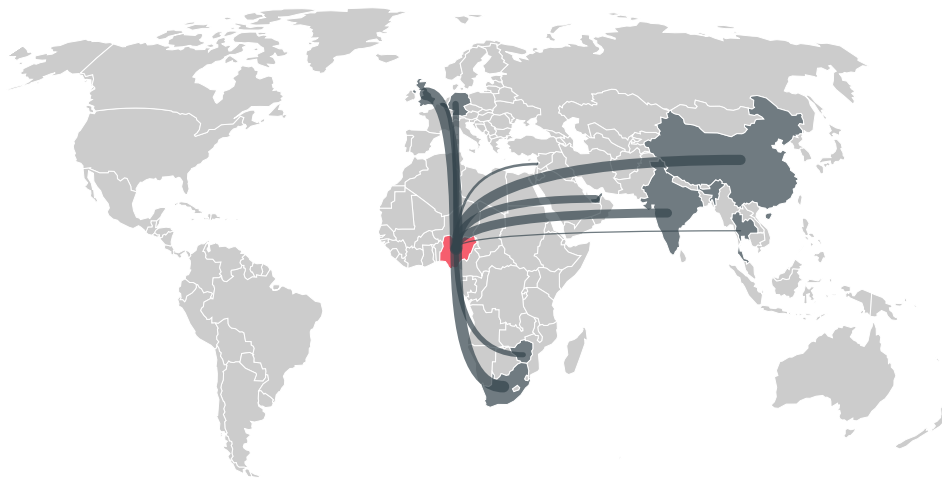
## IMPORT TRAJECTORY OF NIGERIA



## TOP EXPORT TRADERS OF CORN IN NIGERIA IN 2015



## TOP EXPORT COUNTRIES OF CORN TO NIGERIA IN 2015



UNITED KINGDOM 50.1%

SOUTH AFRICA 24.4%

CHINA (MAINLAND)  
17.4%

INDIA 4.6%

UNITED ARAB EMIRATES  
1.6%

GERMANY 1.2%

ZIMBABWE 0.4%

BELGIUM 0.2%

LEBANON < 0.1%


THAILAND < 0.1%

Trase is a partnership between

 Stockholm Environment Institute

 Global Canopy Programme

In collaboration with

 vizzuality

 The European Forest Institute

and many other organizations and individuals.

Donors

 The Global Environment Facility

 WWF

 Europe

 Gordon and Betty Moore Foundation

 The Nature Conservancy

 Department for International Development

 Formas

 Norway's International Climate and Forest Initiative (NICFI)

[Terms of Use](#) · [Privacy policy](#) · [Cookie policy](#) · [Contact us](#)