



# trase

## OMAN (importer)

| ACTIVITY        | COMMODITY   | YEAR        |
|-----------------|-------------|-------------|
| <b>Importer</b> | <b>Corn</b> | <b>2016</b> |

| POPULATION       | GDP                     | LAND AREA      |
|------------------|-------------------------|----------------|
| <b>4,479,219</b> | <b>65,480,507,170.8</b> | <b>309,500</b> |

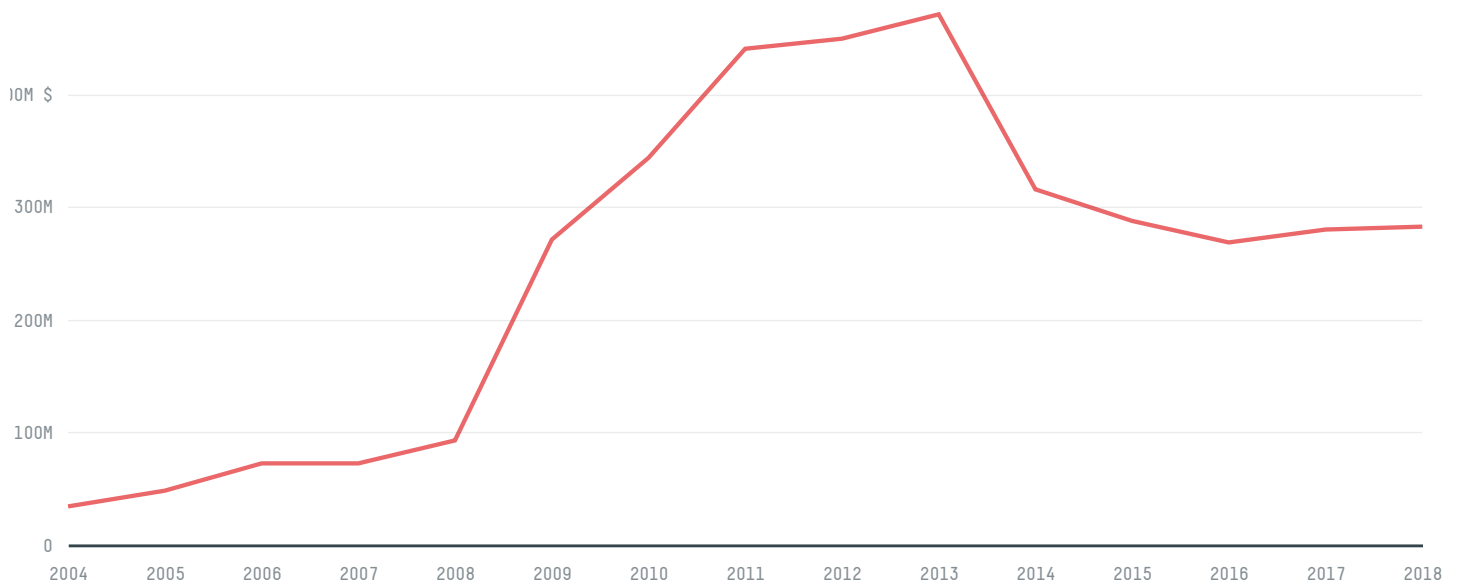
| AGRICULTURAL LAND AREA | FORESTED LAND AREA |
|------------------------|--------------------|
| <b>14,360</b>          | <b>20</b>          |

OMAN is the world's 67th largest country by land mass, 124th largest by population size and is the world's 72nd largest economy (by GDP). Forests make up 0% of its land mass and agricultural areas, 5%. It's placement in the Human Development Index is 0.834. OMAN is a signatory to NYDF ENDORSER and ADP SIGNATORY.


## TOP IMPORTS IN 2016

| COMMODITY | WORLD IMPORT RANKING | PRODUCTION | IMPORTS       | VALUE      |
|-----------|----------------------|------------|---------------|------------|
| SUGARCANE | 81                   | 1,187      | 697,767,735.8 | 55,009,905 |
| CORN      | 55                   | 6,856      | 198,382,561.2 | 82,760,020 |
| BEEF      | 58                   | 14,166     | 23,570,337    | 98,540,824 |
| SOY       | 32                   | 0          | 11,707,037.2  | 9,266,560  |
| COTTON    | 52                   | 0          | 5,434,998     | 1,888,895  |
| COFFEE    | 78                   | 0          | 3,869,006.3   | 11,180,255 |
| SHRIMP    | 52                   | 70         | 1,376,092     | 7,148,672  |
| CHICKEN   | 76                   | 6,436      | 513,690.1     | 1,912,859  |
| COCOA     | 94                   | 0          | 224,953       | 675,305    |
| PORK      | 142                  | 0          | 18,504.1      | 121,740    |
| PALM OIL  | -                    | -          | -             | -          |

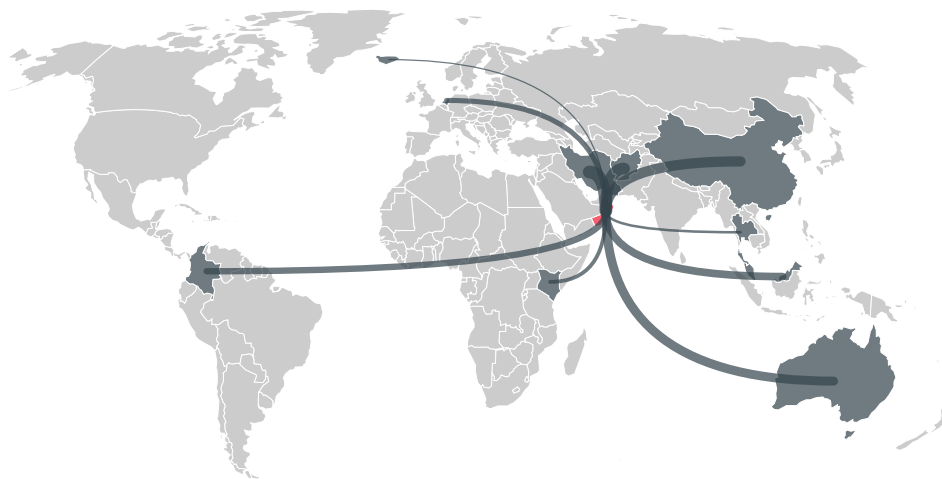
## IMPORT TRAJECTORY OF OMAN



## TOP EXPORT TRADERS OF CORN IN OMAN IN 2016



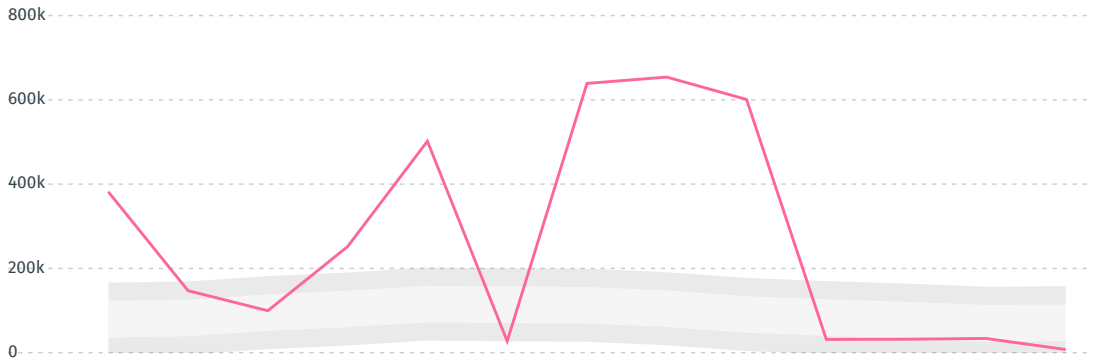
## TOP EXPORT COUNTRIES OF CORN TO OMAN IN 2016



|                  |       |
|------------------|-------|
| IRAN             | 21.9% |
| AFGHANISTAN      | 15.6% |
| CHINA (MAINLAND) | 11.7% |
| AUSTRALIA        | 10.6% |
| MALAYSIA         | 10.4% |
| COLOMBIA         | 9.7%  |
| NETHERLANDS      | 8.1%  |
| KENYA            | 5.7%  |
| THAILAND         | 5.2%  |
| ICELAND          | 1.2%  |

DEFORESTATION ALERTS IN PARAGUAY

There were **7,533** GLAD alerts reported in the week of the **18th of January 2021**. This was **low** compared to the same week in previous years.



Caution: GLAD alerts from the last six months are preliminary. Revisions are made as unconfirmed alerts are removed from the data and alert totals are finalized six months after posting. Source: **Global Forest Watch**

Trase is a partnership between



In collaboration with



and many other organizations and individuals.

Donors



[Terms of Use](#) · [Privacy policy](#) · [Cookie policy](#) · [Contact us](#)