



trase

## ISRAEL (importer)

| ACTIVITY        | COMMODITY   | YEAR        |
|-----------------|-------------|-------------|
| <b>Importer</b> | <b>Corn</b> | <b>2017</b> |

| POPULATION       | GDP                      | SURFACE AREA  |
|------------------|--------------------------|---------------|
| <b>8,713,300</b> | <b>353,253,406,982.8</b> | <b>22,070</b> |

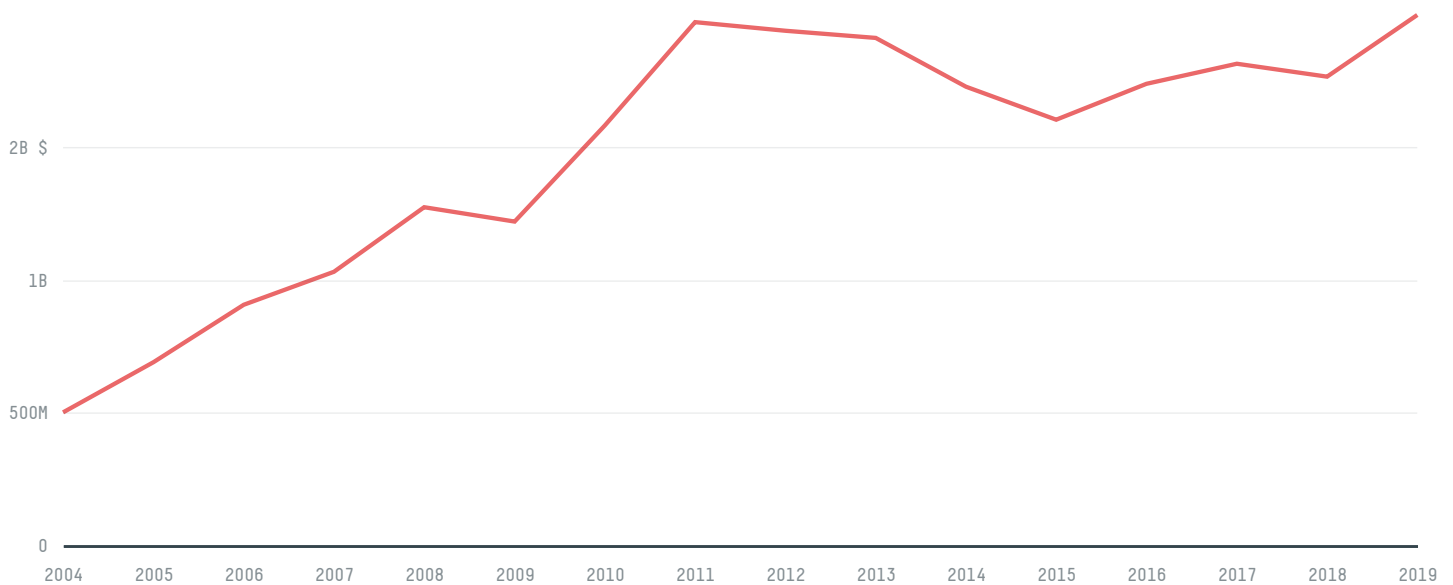
| AGRICULTURAL LAND AREA | FORESTED LAND AREA |
|------------------------|--------------------|
| <b>5,320</b>           | <b>1,672</b>       |

ISRAEL is the world's 147th largest country by area, 97th largest by population size and is the world's 31st largest economy (by GDP). Forests make up 8% of its area, and agriculture 24%. It's placement in the Human Development Index is 0.904. ISRAEL is a signatory to NYDF ENDORSER and ADP SIGNATORY.

## TOP IMPORTS IN 2017

| COMMODITY   | WORLD IMPORT RANKING | PRODUCTION | IMPORTS         | VALUE       |
|-------------|----------------------|------------|-----------------|-------------|
| SUGARCANE   | 46                   | 0          | 2,514,812,140   | 159,015,000 |
| CORN        | 19                   | 87,583     | 1,791,141,614.3 | 350,751,000 |
| SOY         | 39                   | 0          | 634,139,742.7   | 254,319,000 |
| BEEF        | 28                   | 140,655    | 119,416,115.6   | 751,698,000 |
| COFFEE      | 41                   | 0          | 37,594,133.3    | 186,256,000 |
| PALM OIL    | 71                   | -          | 31,917,972.4    | 26,455,000  |
| COCOA       | 40                   | 0          | 14,495,894      | 56,905,000  |
| PALM KERNEL | 46                   | -          | 2,473,316       | 3,744,000   |
| WOOD PULP   | 58                   | -          | 1,564,118       | 1,352,000   |
| SHRIMP      | 53                   | 0          | 1,402,226       | 14,788,000  |
| COTTON      | 105                  | 31,000     | 346,931.2       | 449,000     |
| PORK        | 155                  | 14,797     | 1,199.3         | 75,000      |
| CHICKEN     | 159                  | 538,066    | 0               | 8,221,000   |

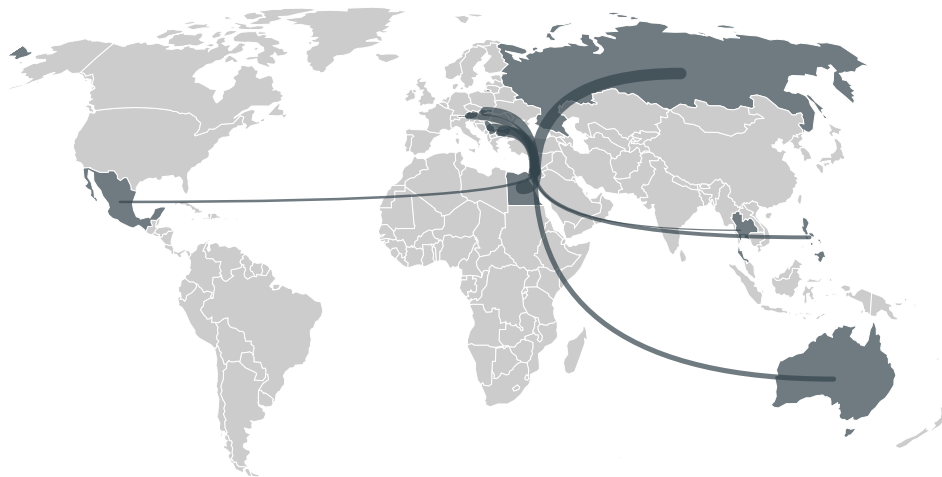
## IMPORT TRAJECTORY OF ISRAEL



## TOP EXPORT TRADERS OF CORN IN ISRAEL IN 2017



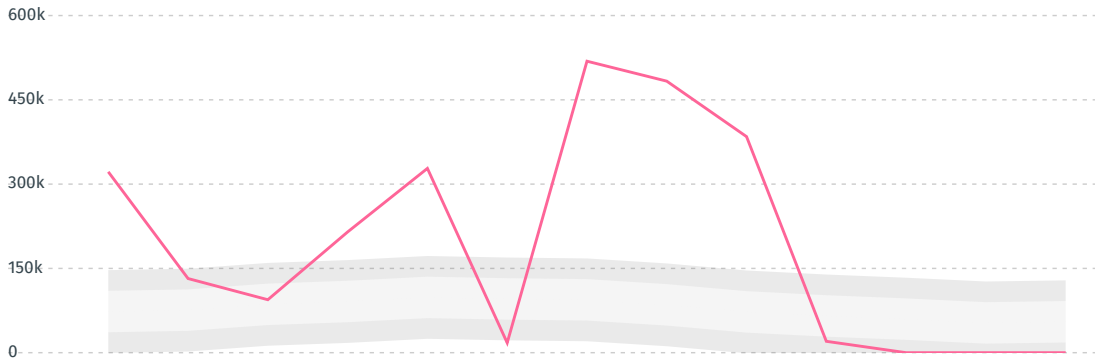
## TOP EXPORT COUNTRIES OF CORN TO ISRAEL IN 2017



|                    |       |
|--------------------|-------|
| EGYPT              | 26.4% |
| RUSSIAN FEDERATION | 25.9% |
| BULGARIA           | 15.6% |
| SLOVAKIA           | 11.7% |
| SERBIA             | 9.4%  |
| AUSTRIA            | 4.3%  |
| AUSTRALIA          | 3.3%  |
| PHILIPPINES        | 2.1%  |
| MEXICO             | 1.2%  |
| THAILAND           | 0.2%  |

DEFORESTATION ALERTS IN PARAGUAY

There were **0** GLAD alerts reported in the week of the **18th of January 2021**. This was **low** compared to the same week in previous years.



Caution: GLAD alerts from the last six months are preliminary. Revisions are made as unconfirmed alerts are removed from the data and alert totals are finalized six months after posting. Source: **Global Forest Watch**

Trase is a partnership between



In collaboration with



and many other organizations and individuals.

Donors



[Terms of Use](#) · [Privacy policy](#) · [Cookie policy](#) · [Contact us](#)