



# trase

## INDONESIA (importer)

ACTIVITY	COMMODITY	YEAR
<b>Importer</b>	<b>Corn</b>	<b>2018</b>

POPULATION	GDP	SURFACE AREA
<b>267,663,435</b>	<b>1,042,240,309,412.6</b>	<b>1,913,580</b>

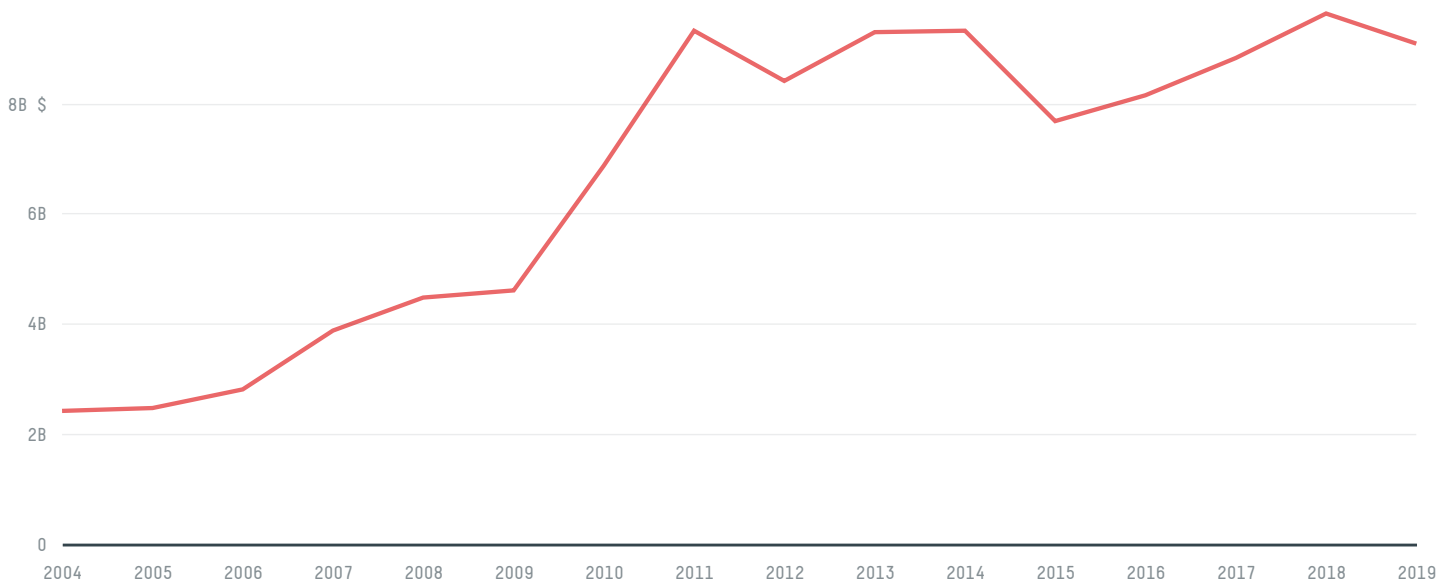
AGRICULTURAL LAND AREA	FORESTED LAND AREA
<b>570,000</b>	<b>903,256</b>

INDONESIA is the world's 14th largest country by area, 4th largest by population size and is the world's 16th largest economy (by GDP). Forests make up 47% of its area, and agriculture 30%. It's placement in the Human Development Index is 0.707. INDONESIA is a signatory to NYDF ENDORSER and ADP SIGNATORY.

## TOP IMPORTS IN 2018

COMMODITY	WORLD IMPORT RANKING	PRODUCTION	IMPORTS	VALUE
SUGARCANE	1	21,744,000	39,384,521,193.2	1,849,482,248
SOY	2	953,571	7,483,471,954.1	3,153,544,810
CORN	22	30,253,938	1,150,480,132.6	312,349,976
COTTON	4	417	762,953,895.9	1,441,971,079
WOOD PULP	4	-	741,582,618	612,742,471
COCOA	7	593,832	271,800,912	604,391,789
COFFEE	19	722,461	110,221,094.8	306,117,985
PALM OIL	122	-	849,998.1	914,594
SHRIMP	67	911,857	719,710	10,573,390
CHICKEN	153	2,544,105	1,107.7	31,079,093

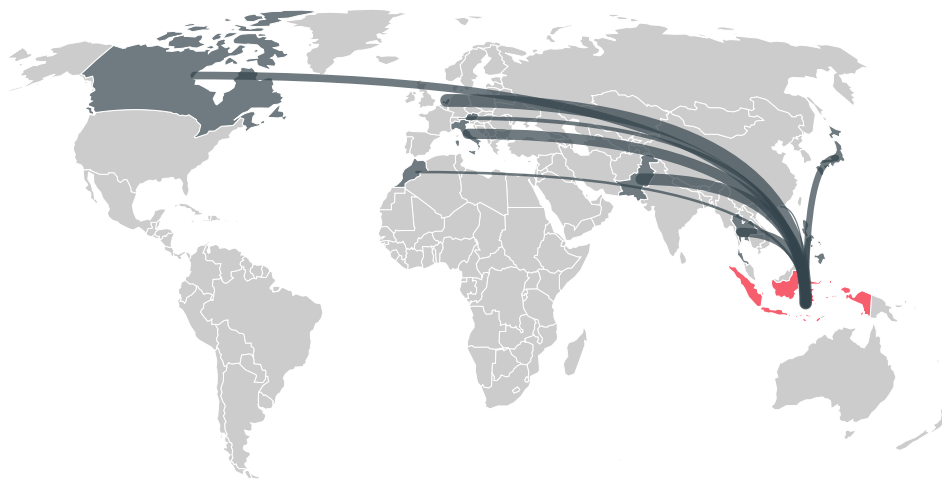
## IMPORT TRAJECTORY OF INDONESIA



## TOP EXPORT TRADERS OF CORN IN INDONESIA IN 2018




## TOP EXPORT COUNTRIES OF CORN TO INDONESIA IN 2018




NETHERLANDS	29.9%
PAKISTAN	23.3%
ITALY	22.5%
THAILAND	17.5%
CANADA	4.5%
JAPAN	2%
PHILIPPINES	0.3%
AUSTRIA	< 0.1%
MOROCCO	< 0.1%
CHINA (HONG KONG)	< 0.1%


Trase is a partnership between

 Stockholm Environment Institute

 Global Canopy Programme

In collaboration with

 vizzuality

 The European Forest Institute

and many other organizations and individuals.

Donors

 The Global Environment Facility

 WWF

 Europe

 Gordon and Betty Moore Foundation

 The Nature Conservancy

 Department for International Development

 Formas

 Norway's International Climate and Forest Initiative (NICFI)

[Terms of Use](#) · [Privacy policy](#) · [Cookie policy](#) · [Contact us](#)