



trase

PORTUGAL (importer)

ACTIVITY	COMMODITY	YEAR
Importer	Shrimp	2018

POPULATION	GDP	AGRICULTURAL LAND AREA
10,283,822	242,313,116,578	36,141.1

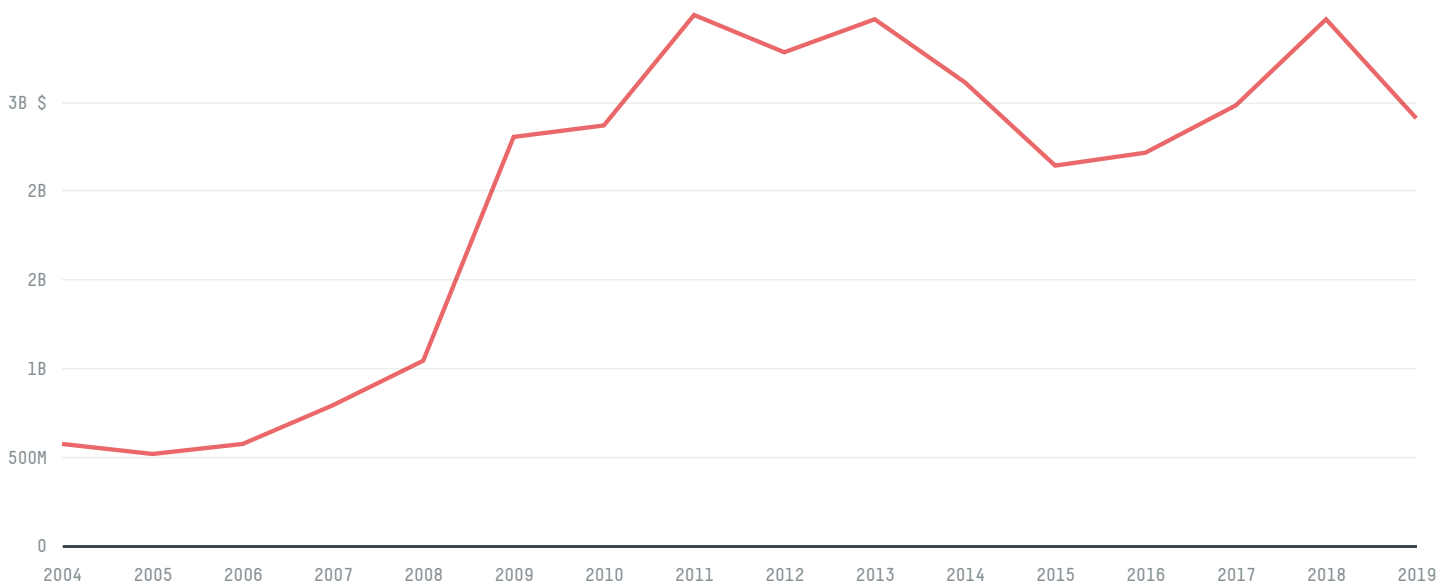
FORESTED LAND AREA
31,706

PORTUGAL is the world's largest country by area, 87th largest by population size and is the world's 47th largest economy (by GDP). It's placement in the Human Development Index is 0.85. PORTUGAL is a signatory to NYDF ENDORSER and ADP SIGNATORY.

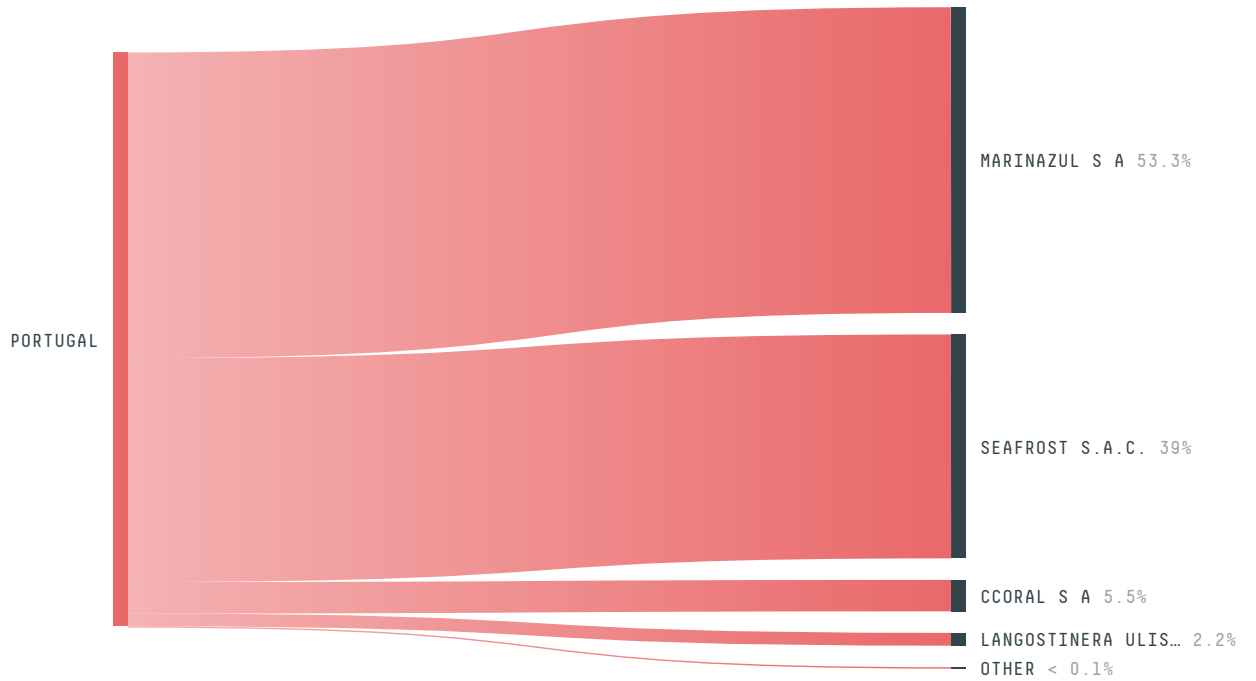
TOP IMPORTS IN 2018

COMMODITY	WORLD IMPORT RANKING	PRODUCTION	IMPORTS	VALUE
SUGARCANE	29	5,544	3,265,451,748.3	166,115,142
CORN	13	713,860	2,931,727,895.2	605,160,348
WOOD PULP	26	-	194,190,638	151,701,015
BEEF	20	94,026	180,262,512.6	821,846,171
PORK	20	383,217	104,288,635.9	503,870,539
COFFEE	26	0	71,238,190	290,561,308
COTTON	18	0	44,098,014	82,581,147
SHRIMP	17	18.3	33,013,396	286,311,114
SOY	22	0	24,390,963.5	14,259,017
COCOA	57	0	6,158,182	19,267,944
CHICKEN	43	306,393	1,564,816.3	21,859,510
PALM KERNEL	51	-	1,283,822	2,386,279
PALM OIL	-	-	-	-

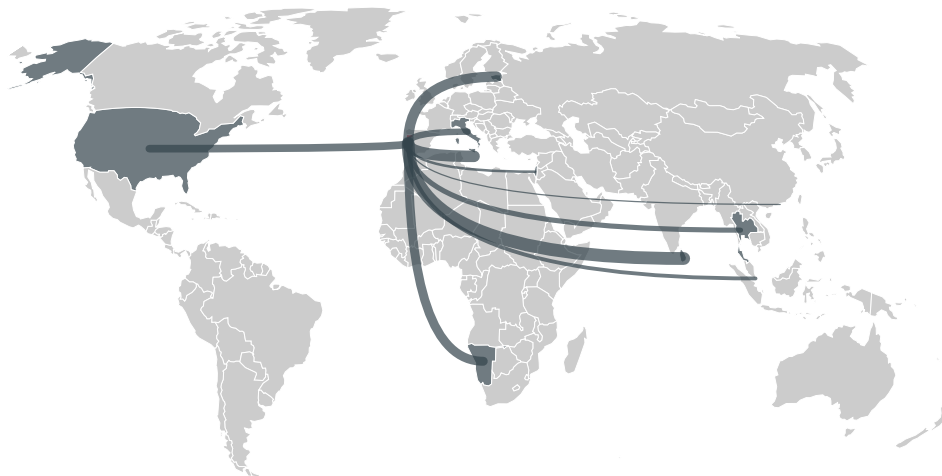
IMPORT TRAJECTORY OF PORTUGAL



TOP EXPORT TRADERS OF SHRIMP IN PORTUGAL IN 2018



TOP EXPORT COUNTRIES OF SHRIMP TO PORTUGAL IN 2018



SRI LANKA	93.8%
MALTA	2.1%
ESTONIA	1.1%
NAMIBIA	0.9%
UNITED STATES	0.8%
ITALY	0.8%
THAILAND	0.3%
SINGAPORE	0.2%
ISRAEL	< 0.1%
CHINA (HONG KONG)	< 0.1%




[For more info](#)


[EXPLORE ON GFW](#)

Trase is a partnership between

 Stockholm Environment Institute

 Global Canopy Programme

In collaboration with

 vizzuality

 The European Forest Institute

and many other organizations and individuals.

Donors

 The Global Environment Facility

 WWF


 Europe

 Gordon and Betty Moore Foundation

 The Nature Conservancy

 Department for International Development

 Formas

 Norway's International Climate and Forest Initiative (NICFI)

[Terms of Use](#) · [Privacy policy](#) · [Cookie policy](#) · [Contact us](#)