



trase

POLAND (importer)

ACTIVITY COMMODITY YEAR
Importer **Shrimp** **2018**

POPULATION GDP SURFACE AREA
37,974,750 **587,411,745,161.6** **312,680**

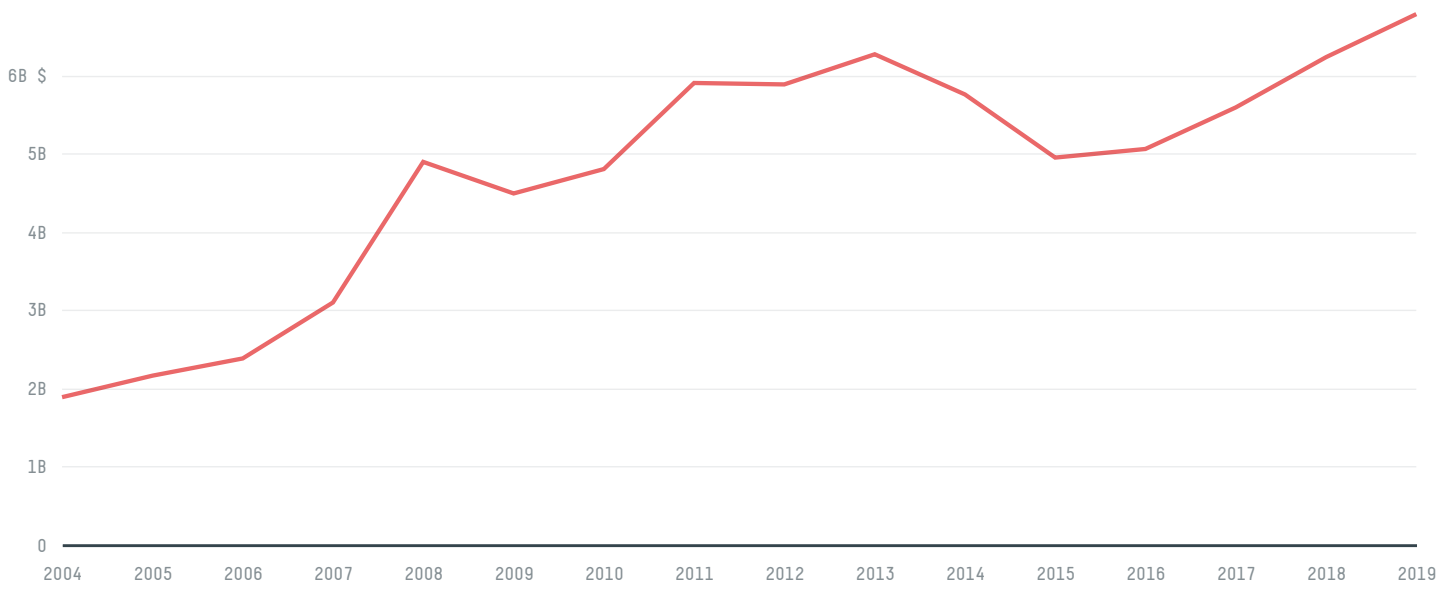
AGRICULTURAL LAND AREA FORESTED LAND AREA
143,740 **94,562**

POLAND is the world's 68th largest country by area, 37th largest by population size and is the world's 21st largest economy (by GDP). Forests make up 30% of its area, and agriculture 4.6%. It's placement in the Human Development Index is 0.872. POLAND is a signatory to NYDF ENDORSER and ADP SIGNATORY.

TOP IMPORTS IN 2018

COMMODITY	WORLD IMPORT RANKING	PRODUCTION	IMPORTS	VALUE
SOY	16	10,271	2,783,496,978.2	1,174,694,642
CORN	42	3,864,028	358,326,780.1	185,953,131
PALM OIL	32	-	272,431,456.7	236,797,216
COFFEE	12	0	226,267,691.8	863,480,297
CHICKEN	26	1,474,064	144,025,147	266,162,777
COCOA	14	0	123,959,592	481,538,343
WOOD PULP	17	-	85,721,212	57,937,710
BEEF	36	595,100	68,574,730.2	447,471,537

IMPORT TRAJECTORY OF POLAND



TOP EXPORT TRADERS OF SHRIMP IN POLAND IN 2018



TOP EXPORT COUNTRIES OF SHRIMP TO POLAND IN 2018

CHINA (MAINLAND)
42.8%

SINGAPORE 28.3%

CHILE 16.3%

PHILIPPINES 7%

MOROCCO 1.7%

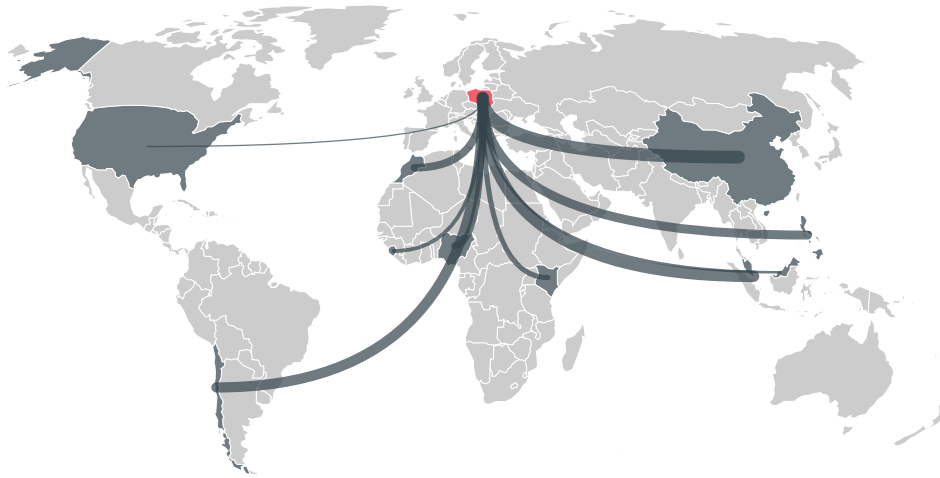
SIERRA LEONE 1%

KENYA 1%

NIGERIA 1%

UNITED STATES 0.5%

MALAYSIA 0.5%




Trase is a partnership between

In collaboration with

Donors

 Stockholm Environment Institute

 vizzuality

 The Global Environment Facility

 WWF

 Europe


This website uses cookies to provide you with an improved user experience. By continuing to browse this site, you consent to the use of cookies and similar technologies. Please visit our [privacy policy](#) for further details.

I AGREE

and many other organizations and individuals.

 Department for International Development

 Formas

 Norway's International Climate and Forest Initiative (NICFI)

[Terms of Use](#) · [Privacy policy](#) · [Cookie policy](#) · [Contact us](#)