



trase

ITALY (importer)

ACTIVITY	COMMODITY	YEAR
Importer	Shrimp	2018

POPULATION	GDP	SURFACE AREA
60,421,760	2,091,544,955,092.3	301,340

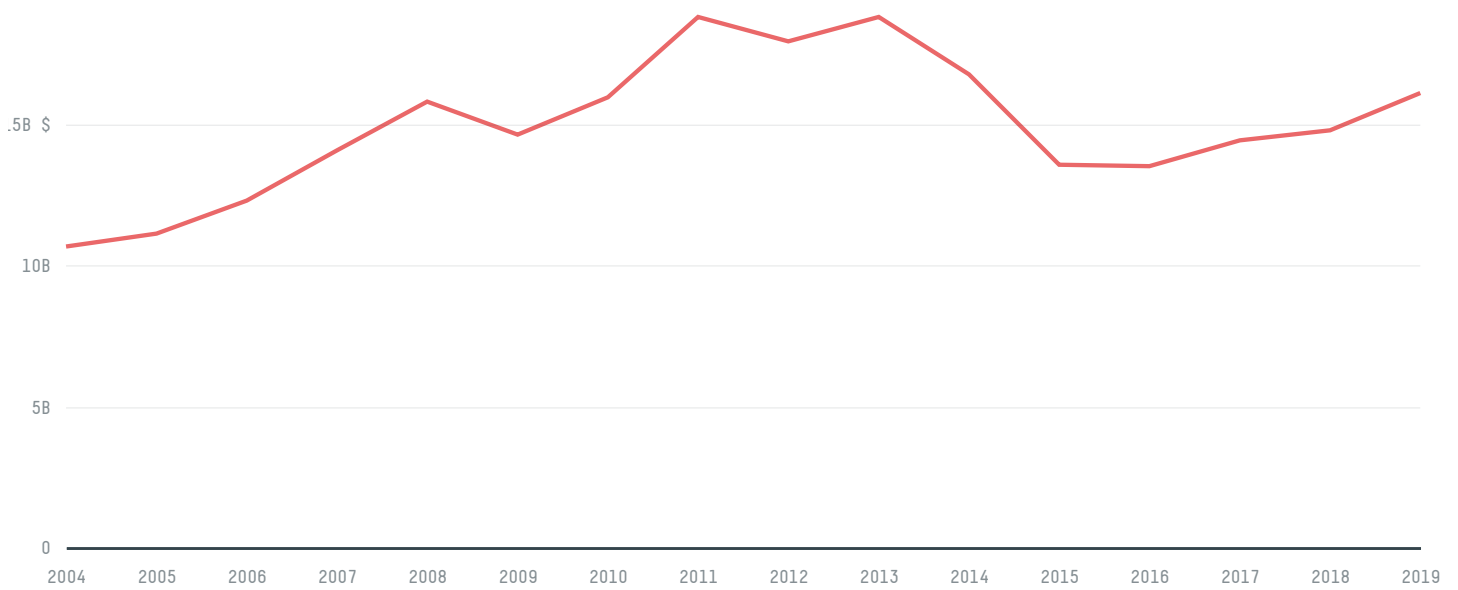
AGRICULTURAL LAND AREA	FORESTED LAND AREA
127,170	93,508

ITALY is the world's 70th largest country by area, 23rd largest by population size and is the world's 8th largest economy (by GDP). Forests make up 31% of its area, and agriculture 42%. It's placement in the Human Development Index is 0.883. ITALY is a signatory to NYDF ENDORSER and ADP SIGNATORY.

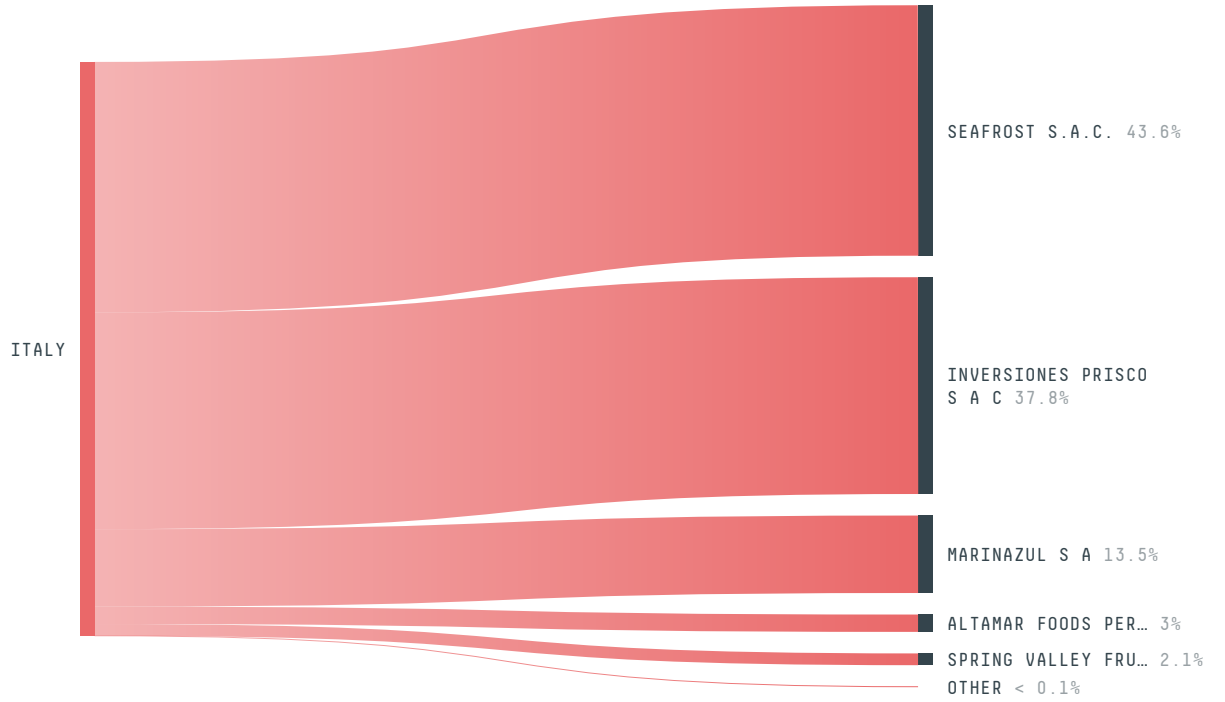
TOP IMPORTS IN 2018

COMMODITY	WORLD IMPORT RANKING	PRODUCTION	IMPORTS	VALUE
SUGARCANE	11	0	15,660,210,349.2	880,899,896
CORN	6	6,179,035	5,990,379,047.3	1,283,329,194
SOY	9	1,138,993	3,846,523,781.3	1,546,553,375
PALM OIL	7	-	1,407,487,219.4	997,300,549
PORK	4	1,470,671	1,087,449,395.7	2,485,948,012
COFFEE	3	0	639,135,894.8	1,834,016,710
BEEF	11	786,890	484,110,306	4,026,996,959
COCOA	10	0	204,121,677	660,988,589
WOOD PULP	12	-	183,628,905	110,048,744
COTTON	11	0	157,704,583	118,465,562
CHICKEN	42	972,836	84,164,289	211,239,692
SHRIMP	7	4.6	72,663,736	574,002,599
PALM KERNEL	11	-	54,826,909	70,297,854

IMPORT TRAJECTORY OF ITALY



TOP EXPORT TRADERS OF SHRIMP IN ITALY IN 2018

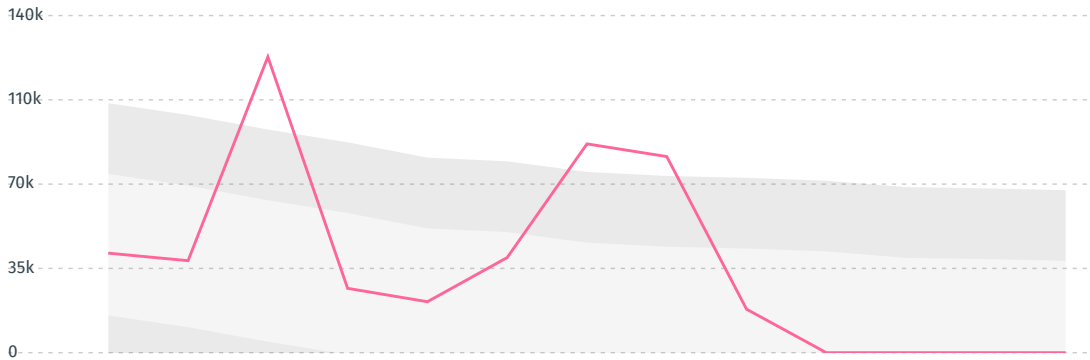


TOP EXPORT COUNTRIES OF SHRIMP TO ITALY IN 2018



DEFORESTATION ALERTS IN PERU

There were **0** GLAD alerts reported in the week of the **25th of January 2021**. This was **normal** compared to the same week in previous years.



Caution: GLAD alerts from the last six months are preliminary. Revisions are made as unconfirmed alerts are removed from the data and alert totals are finalized six months after posting. Source: **Global Forest Watch**

Trase is a partnership between



In collaboration with



and many other organizations and individuals.

Donors



[Terms of Use](#) · [Privacy policy](#) · [Cookie policy](#) · [Contact us](#)