



trase

FRANCE (importer)

ACTIVITY	COMMODITY	YEAR
Importer	Shrimp	2018

POPULATION	GDP	SURFACE AREA
66,965,912	2,787,863,958,885.5	549,087

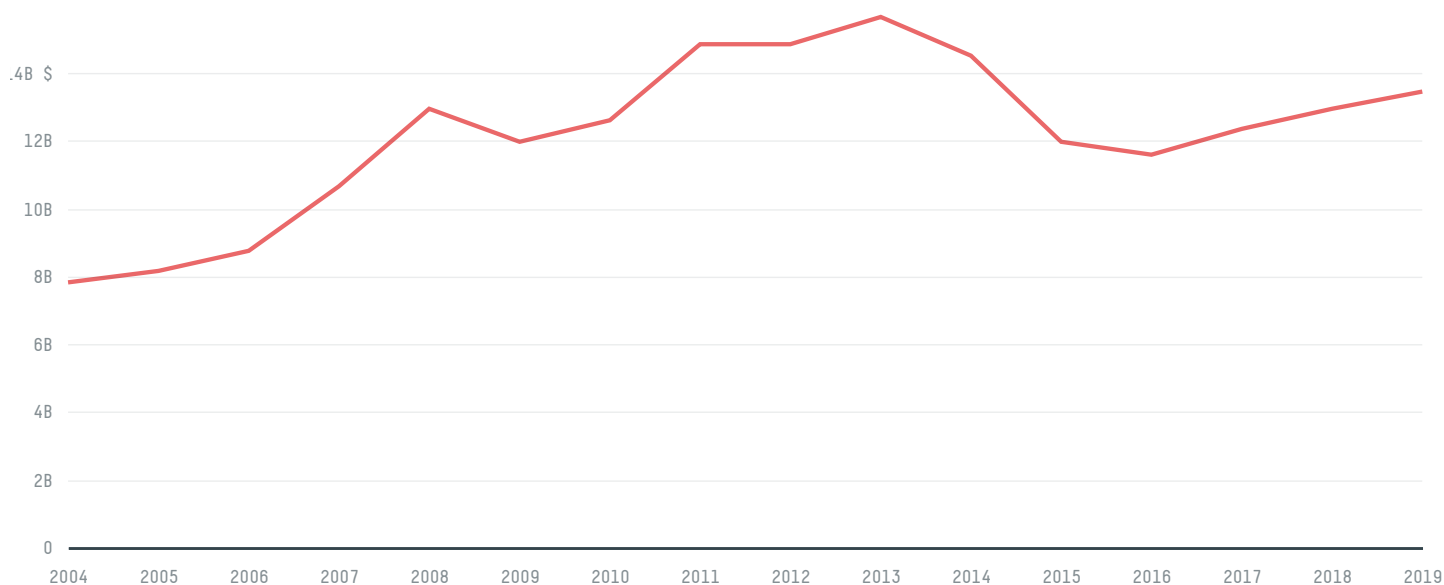
AGRICULTURAL LAND AREA	FORESTED LAND AREA
287,180.2	171,020

FRANCE is the world's 47th largest country by area, 21st largest by population size and is the world's 6th largest economy (by GDP). Forests make up 31% of its area, and agriculture 52%. It's placement in the Human Development Index is 0.891. FRANCE is a signatory to NYDF ENDORSER and ADP SIGNATORY.

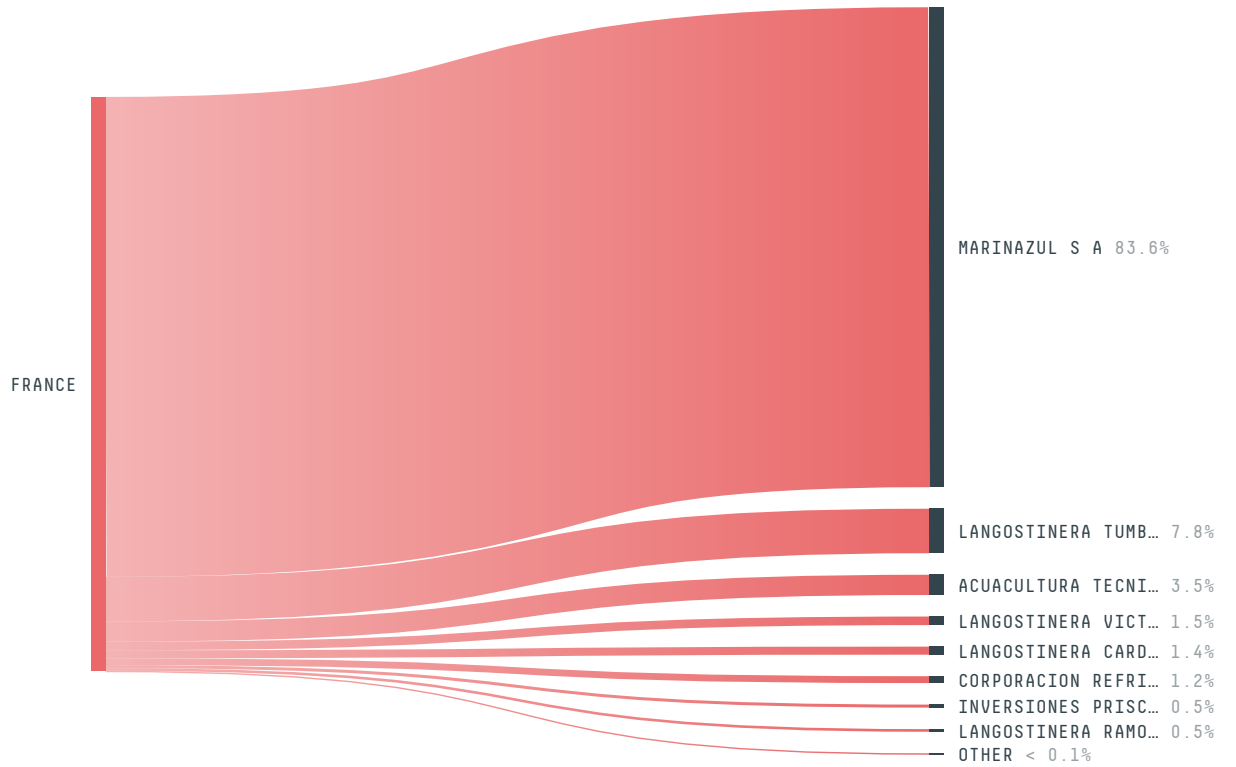
TOP IMPORTS IN 2018

COMMODITY	WORLD IMPORT RANKING	PRODUCTION	IMPORTS	VALUE
SUGARCANE	34	2,273,517	3,333,670,915.8	462,348,594
SOY	11	400,292	3,220,049,381.8	1,493,961,777
CORN	31	12,667,393	757,609,993.5	354,562,155
COFFEE	4	0	560,720,504.5	3,047,568,255
CHICKEN	10	1,169,945	516,637,431.7	1,404,840,477
PORK	11	2,166,417	486,811,968.4	1,554,008,482
BEEF	12	1,436,358	404,916,416.8	2,078,015,627
COCOA	6	0	378,210,608	1,231,274,300
PALM OIL	28	-	317,486,087.8	271,003,725
WOOD PULP	11	-	188,160,478	145,730,794
SHRIMP	5	60	88,836,859	853,919,853
COTTON	31	0	16,495,974.2	26,754,024
PALM KERNEL	28	-	12,330,292	15,657,862

IMPORT TRAJECTORY OF FRANCE



TOP EXPORT TRADERS OF SHRIMP IN FRANCE IN 2018

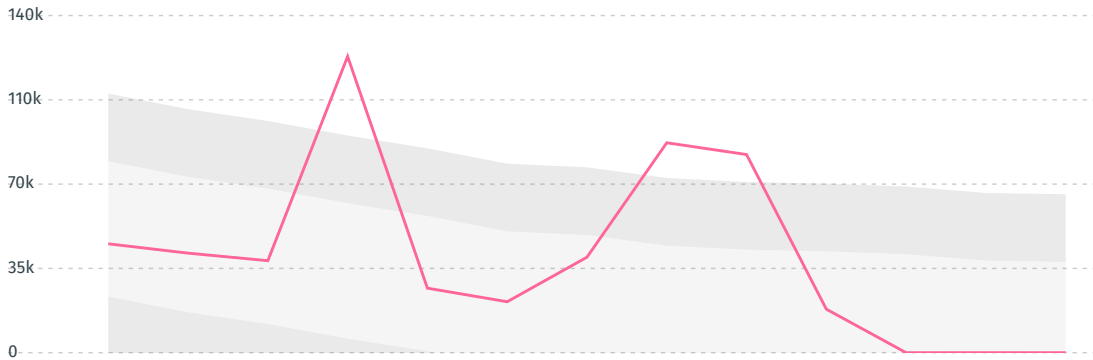


TOP EXPORT COUNTRIES OF SHRIMP TO FRANCE IN 2018



DEFORESTATION ALERTS IN PERU

There were **0** GLAD alerts reported in the week of the **18th of January 2021**. This was **normal** compared to the same week in previous years.



Caution: GLAD alerts from the last six months are preliminary. Revisions are made as unconfirmed alerts are removed from the data and alert totals are finalized six months after posting. Source: **Global Forest Watch**

Trase is a partnership between



In collaboration with



and many other organizations and individuals.

Donors



[Terms of Use](#) · [Privacy policy](#) · [Cookie policy](#) · [Contact us](#)