



trase

DENMARK (importer)

ACTIVITY	COMMODITY	YEAR
Importer	Shrimp	2018

POPULATION	GDP	LAND AREA
5,793,636	356,879,499,797.9	41,990

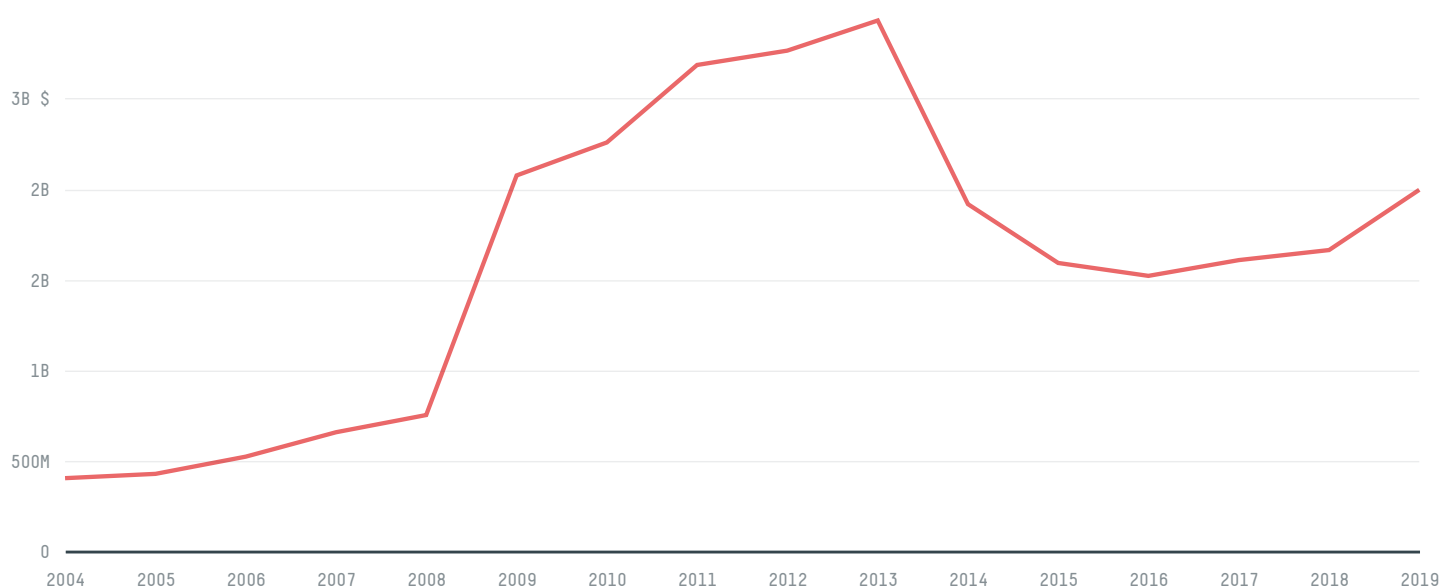
AGRICULTURAL LAND AREA	FORESTED LAND AREA
26,040	6,172.2

DENMARK is the world's 129th largest country by land mass, 113th largest by population size and is the world's 37th largest economy (by GDP). Forests make up 15% of its land mass and agricultural areas, 62%. It's placement in the Human Development Index is 0.93. DENMARK is a signatory to NYDF ENDORSER and ADP SIGNATORY.

TOP IMPORTS IN 2018

COMMODITY	WORLD IMPORT RANKING	PRODUCTION	IMPORTS	VALUE
CORN	39	35,923	458,024,417.9	149,039,628
SUGARCANE	93	0	381,455,693	46,021,477
BEEF	23	129,379	140,317,063	669,323,066
PORK	22	1,583,247	90,806,447	301,225,349
SHRIMP	9	0	53,132,961	236,846,346
COFFEE	36	0	44,388,770.8	181,078,431
SOY	37	0	10,092,097.9	7,972,200
COCOA	50	0	8,027,231	28,236,599
CHICKEN	45	156,343	1,548,003.4	10,464,331
PALM OIL	-	-	-	-

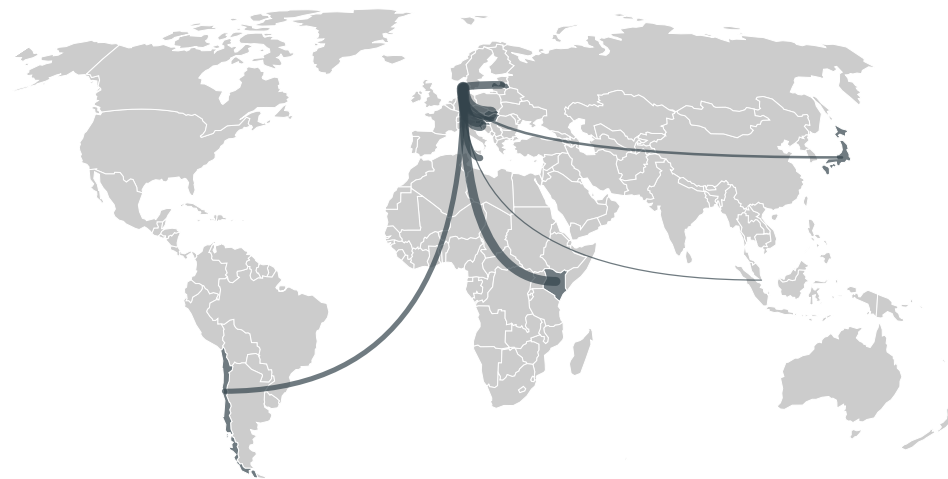
IMPORT TRAJECTORY OF DENMARK



TOP EXPORT TRADERS OF SHRIMP IN DENMARK IN 2018



TOP EXPORT COUNTRIES OF SHRIMP TO DENMARK IN 2018



SLOVAKIA 40.1%

CROATIA 22.7%

KENYA 9.3%

SLOVENIA 9.3%

LATVIA 5.8%

MALTA 5.2%

CHILE 2.9%

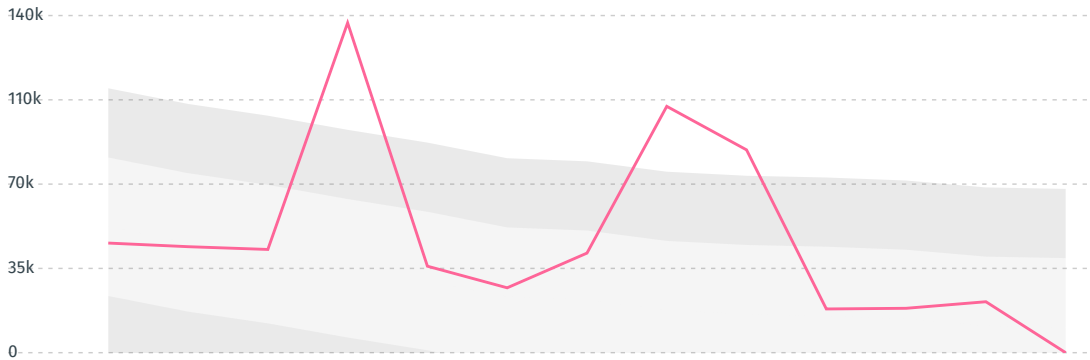
HUNGARY 2.3%

JAPAN 1.7%

SINGAPORE 0.6%

DEFORESTATION ALERTS IN PERU

There were **0** GLAD alerts reported in the week of the **18th of January 2021**. This was **normal** compared to the same week in previous years.



Caution: GLAD alerts from the last six months are preliminary. Revisions are made as unconfirmed alerts are removed from the data and alert totals are finalized six months after posting. Source: **Global Forest Watch**

Trase is a partnership between




In collaboration with



and many other organizations and individuals.

Donors



[Terms of Use](#) · [Privacy policy](#) · [Cookie policy](#) · [Contact us](#)