



# trase

## CHINA (MAINLAND) (importer)

| ACTIVITY        | COMMODITY     | YEAR        |
|-----------------|---------------|-------------|
| <b>Importer</b> | <b>Shrimp</b> | <b>2017</b> |

| POPULATION           | GDP                         | SURFACE AREA     |
|----------------------|-----------------------------|------------------|
| <b>1,386,395,000</b> | <b>12,310,409,370,892.8</b> | <b>9,562,910</b> |

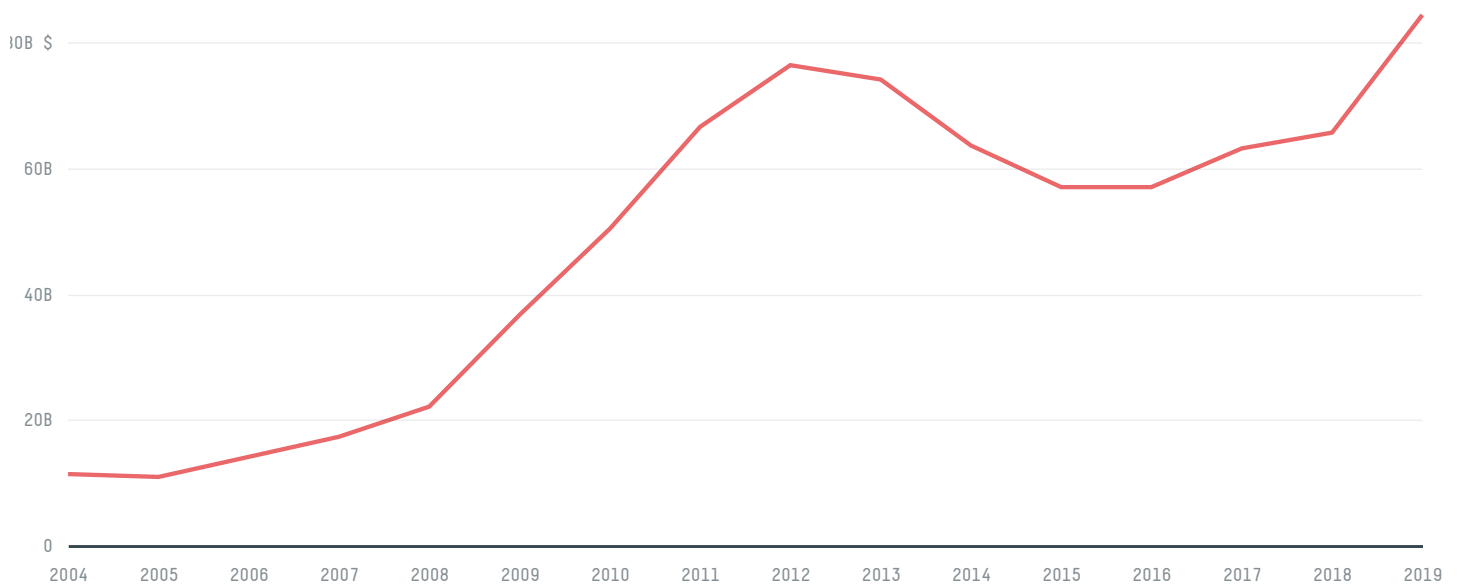
| AGRICULTURAL LAND AREA | FORESTED LAND AREA |
|------------------------|--------------------|
| <b>5,277,330</b>       | <b>2,098,635</b>   |

CHINA (MAINLAND) is the world's 4th largest country by area, 1st largest by population size and is the world's 2nd largest economy (by GDP). Forests make up 22% of its area, and agriculture 55%. It's placement in the Human Development Index is 0.753. CHINA (MAINLAND) is a signatory to NYDF ENDORSER and ADP SIGNATORY.

## TOP IMPORTS IN 2017

| COMMODITY   | WORLD IMPORT RANKING | PRODUCTION  | IMPORTS          | VALUE          |
|-------------|----------------------|-------------|------------------|----------------|
| SOY         | 1                    | 13,128,960  | 96,245,667,464.3 | 40,188,137,102 |
| SUGARCANE   | 7                    | 104,404,000 | 18,515,766,859.3 | 1,151,817,015  |
| PALM OIL    | 2                    | -           | 5,345,848,182.1  | 3,496,042,201  |
| WOOD PULP   | 1                    | -           | 5,048,612,294    | 3,872,971,026  |
| CORN        | 12                   | 259,071,000 | 2,830,581,263.4  | 607,255,479    |
| PORK        | 1                    | 54,518,000  | 2,453,902,105.1  | 4,364,053,809  |
| COTTON      | 1                    | 17,298,319  | 1,520,144,641.3  | 2,331,397,573  |
| BEEF        | 2                    | 5,711,580   | 1,086,397,817.4  | 3,702,083,054  |
| PALM KERNEL | 1                    | -           | 615,169,374      | 820,627,411    |
| CHICKEN     | 12                   | 13,865,862  | 451,363,539.4    | 1,047,144,024  |
| SHRIMP      | 4                    | 2,383,041   | 117,810,298      | 848,385,929    |
| COFFEE      | 19                   | 98,105      | 111,555,221.8    | 448,120,704    |
| COCOA       | 15                   | 0           | 104,473,365      | 309,835,990    |

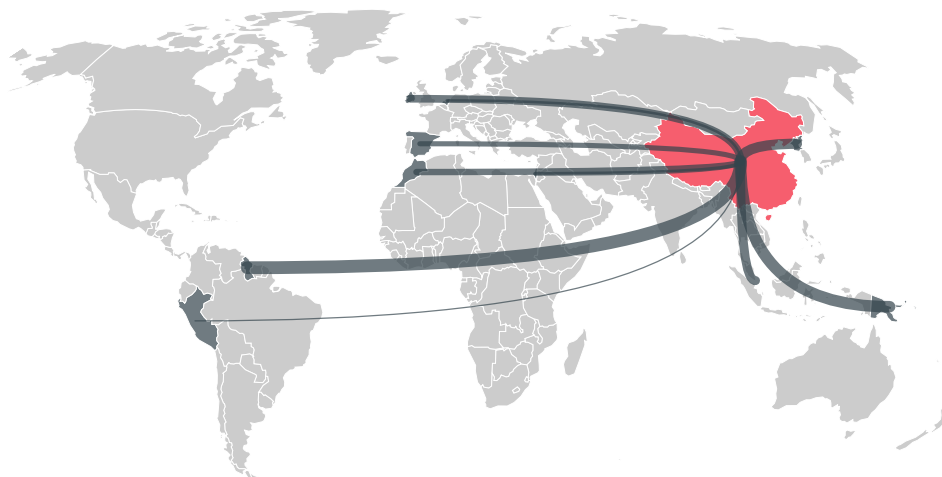
## IMPORT TRAJECTORY OF CHINA (MAINLAND)



## TOP EXPORT TRADERS OF SHRIMP IN CHINA (MAINLAND) IN 2017



## TOP EXPORT COUNTRIES OF SHRIMP TO CHINA (MAINLAND) IN 2017



GUYANA 45.1%

PAPUA NEW GUINEA  
40.6%

NORTH KOREA 8.6%

SINGAPORE 2.8%

IRELAND 1.4%

MOROCCO 0.8%

SPAIN 0.3%

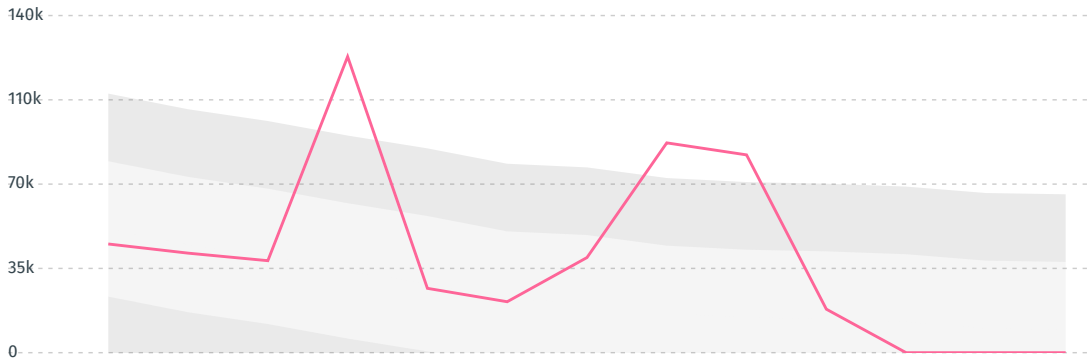
ISRAEL 0.2%

NETHERLANDS 0.2%

PERU < 0.1%

DEFORESTATION ALERTS IN PERU

There were **0** GLAD alerts reported in the week of the **18th of January 2021**. This was **normal** compared to the same week in previous years.



Caution: GLAD alerts from the last six months are preliminary. Revisions are made as unconfirmed alerts are removed from the data and alert totals are finalized six months after posting. Source: **Global Forest Watch**

Trase is a partnership between



In collaboration with



and many other organizations and individuals.

Donors



[Terms of Use](#) · [Privacy policy](#) · [Cookie policy](#) · [Contact us](#)