



trase

AUSTRALIA (importer)

ACTIVITY	COMMODITY	YEAR
Importer	Soy	2018

POPULATION	GDP	SURFACE AREA
24,982,688	1,432,881,172,002.2	7,741,220

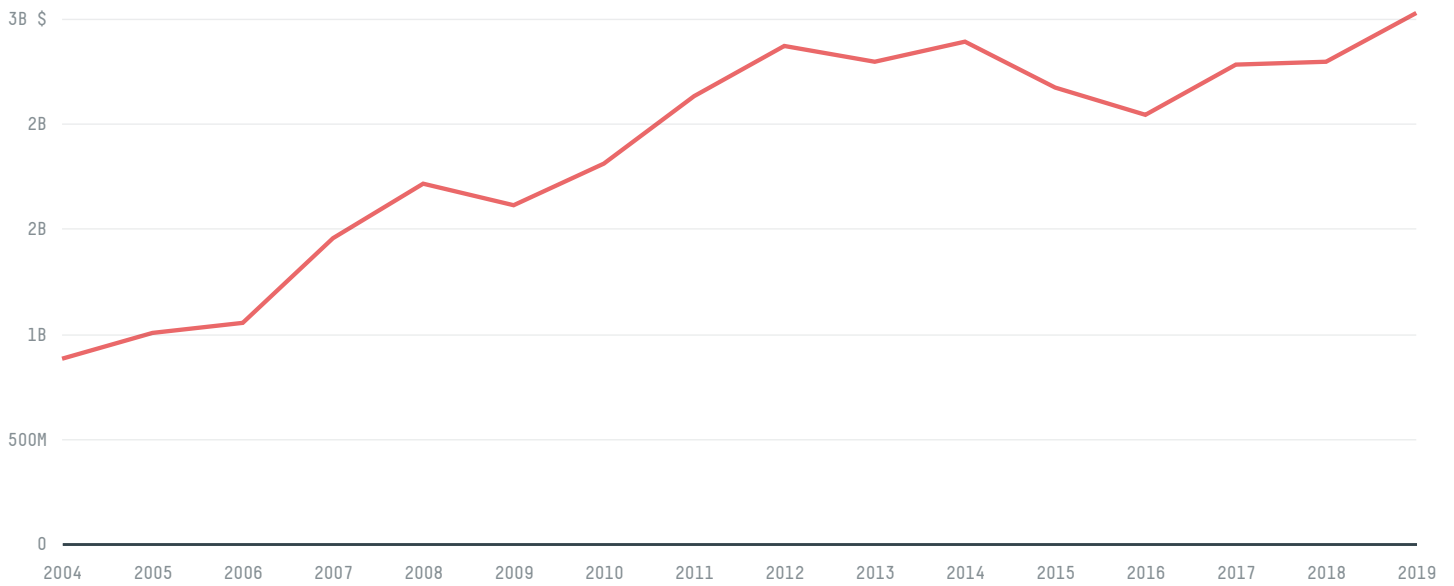
AGRICULTURAL LAND AREA	FORESTED LAND AREA
3,710,780	1,250,590

AUSTRALIA is the world's 6th largest country by area, 55th largest by population size and is the world's 13th largest economy (by GDP). Forests make up 16% of its area, and agriculture 4.8%. It's placement in the Human Development Index is 0.938. AUSTRALIA is a signatory to NYDF ENDORSER and ADP SIGNATORY.

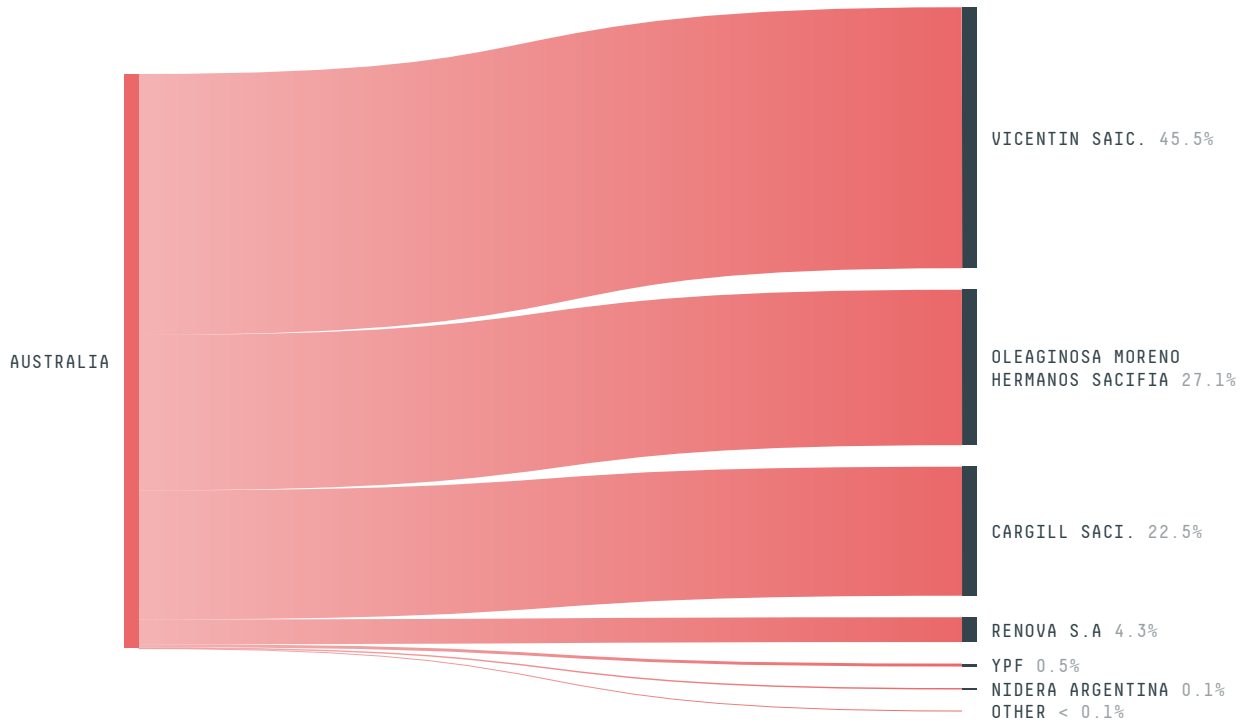
TOP IMPORTS IN 2018

COMMODITY	WORLD IMPORT RANKING	PRODUCTION	IMPORTS	VALUE
SOY	33	63,000	909,297,997	361,989,853
PORK	20	417,426	168,324,404.1	525,290,660
SUGARCANE	110	33,506,830	165,096,270	20,722,026
PALM OIL	41	-	145,464,905.9	98,336,139
COFFEE	17	0	115,798,423.8	624,128,832
COCOA	21	0	54,016,665	218,902,367
WOOD PULP	22	-	51,115,216	46,169,966
CORN	104	387,240	29,957,041.6	23,596,725
BEEF	62	2,219,103	22,435,889.6	93,471,281
COTTON	30	2,500,000	17,745,819.2	16,261,049
SHRIMP	24	4,205.4	17,010,145	206,753,358
CHICKEN	84	1,193,467	13,144,010.9	46,334,084
PALM KERNEL	33	-	6,965,482	11,318,857

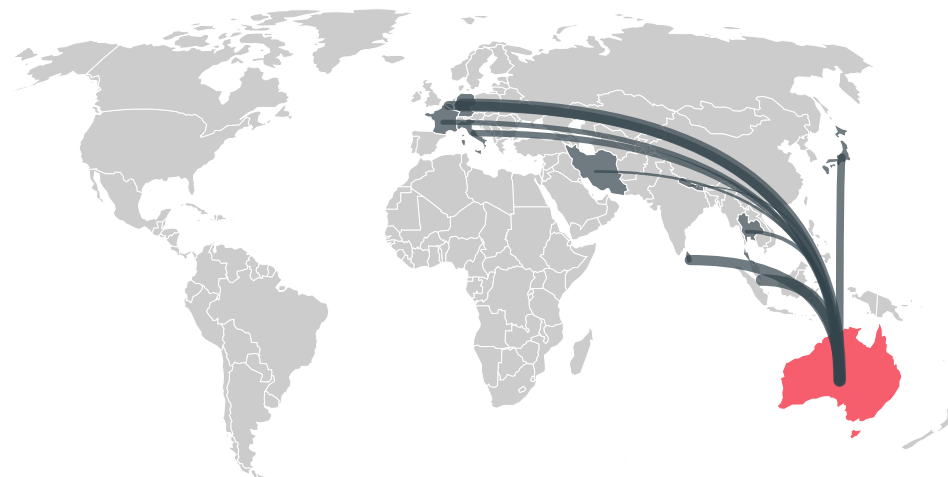
IMPORT TRAJECTORY OF AUSTRALIA



TOP EXPORT TRADERS OF SOY IN AUSTRALIA IN 2018



TOP EXPORT COUNTRIES OF SOY TO AUSTRALIA IN 2018



GERMANY	39.8%
SINGAPORE	30.9%
SRI LANKA	9.8%
BELGIUM	9.7%
JAPAN	3.4%
ITALY	3%
FRANCE	2.6%
THAILAND	0.5%
IRAN	0.2%
NEPAL	< 0.1%


Trase is a partnership between

 Stockholm Environment Institute

 Global Canopy Programme

In collaboration with

 vizzuality

 The European Forest Institute

and many other organizations and individuals.

Donors

 The Global Environment Facility

 WWF

 Europe

 Gordon and Betty Moore Foundation

 The Nature Conservancy

 Department for International Development

 Formas

 Norway's International Climate and Forest Initiative (NICFI)

[Terms of Use](#) · [Privacy policy](#) · [Cookie policy](#) · [Contact us](#)