



trase

ARGENTINA (exporter)

ACTIVITY
Exporter

COMMODITY
Soy

YEAR
2018

POPULATION
44,494,502

GDP
517,626,700,412.7

SURFACE AREA
2,780,400

AGRICULTURAL LAND AREA
1,487,000

FORESTED LAND AREA
268,152

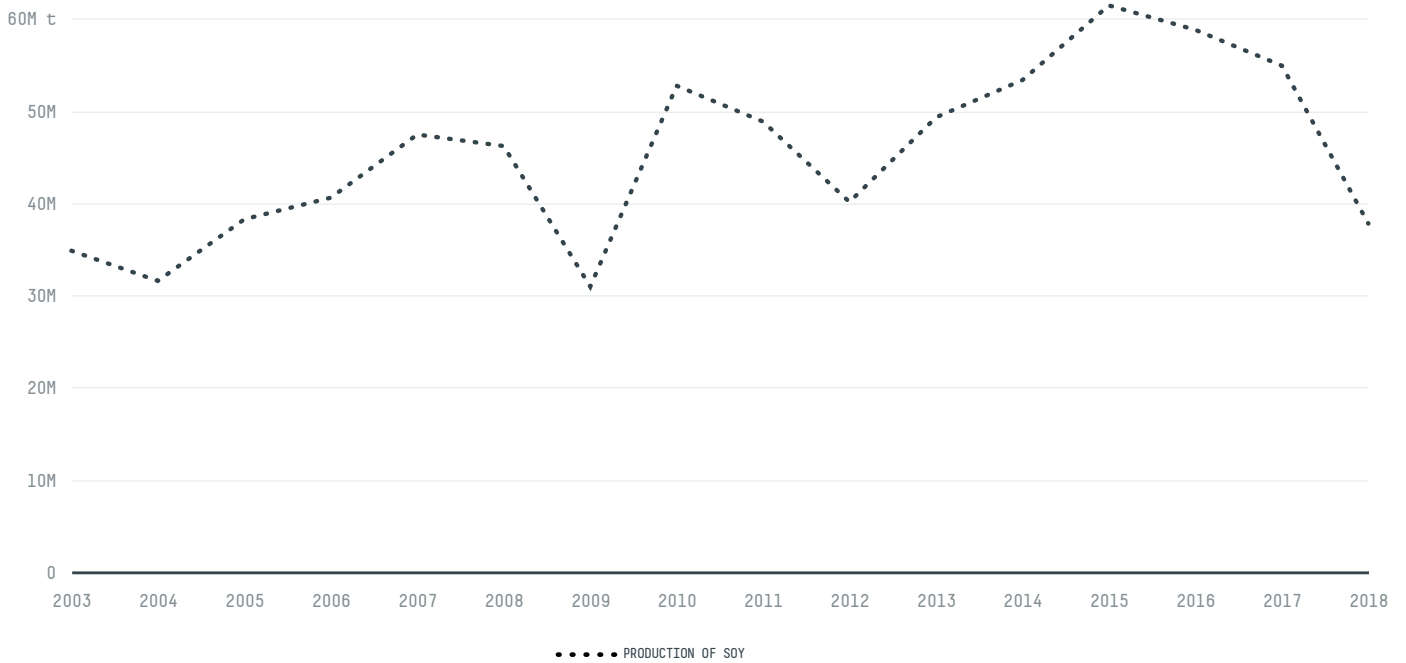
AGRICULTURAL EXPORT VALUE
31,077,547

ARGENTINA is the world's 8th largest country by area, 32nd largest by population size and is the world's 24th largest economy (by GDP). Forests make up 10% of its area, and agriculture 53%. It's placement in the Human Development Index is 0.83. ARGENTINA is a signatory to NYDF ENDORSER and ADP SIGNATORY.

TOP EXPORTS IN 2018

COMMODITY	WORLD EXPORT RANKING	PRODUCTION	EXPORTS	VALUE
SOY	3	37,787,927	31,803,495,740	13,033,997,764
CORN	2	43,462,323	23,242,143,289.9	4,252,188,787
SHRIMP	4	0	184,255,859	1,291,451,753
COTTON	10	813,692	117,927,400	167,536,316
WOOD PULP	-	-	-	-

DEFORESTATION TRAJECTORY OF ARGENTINA



AGRICULTURAL INDICATORS

	SCORE
Production of soy	37,787,927 t
Soy yield	- t/ha

ENVIRONMENTAL INDICATORS

	SCORE
Soy deforestation	- ha
Territorial deforestation	- ha
Land-based CO2 emissions	- t CO2
CO2 emissions from soy deforestation	- t CO2

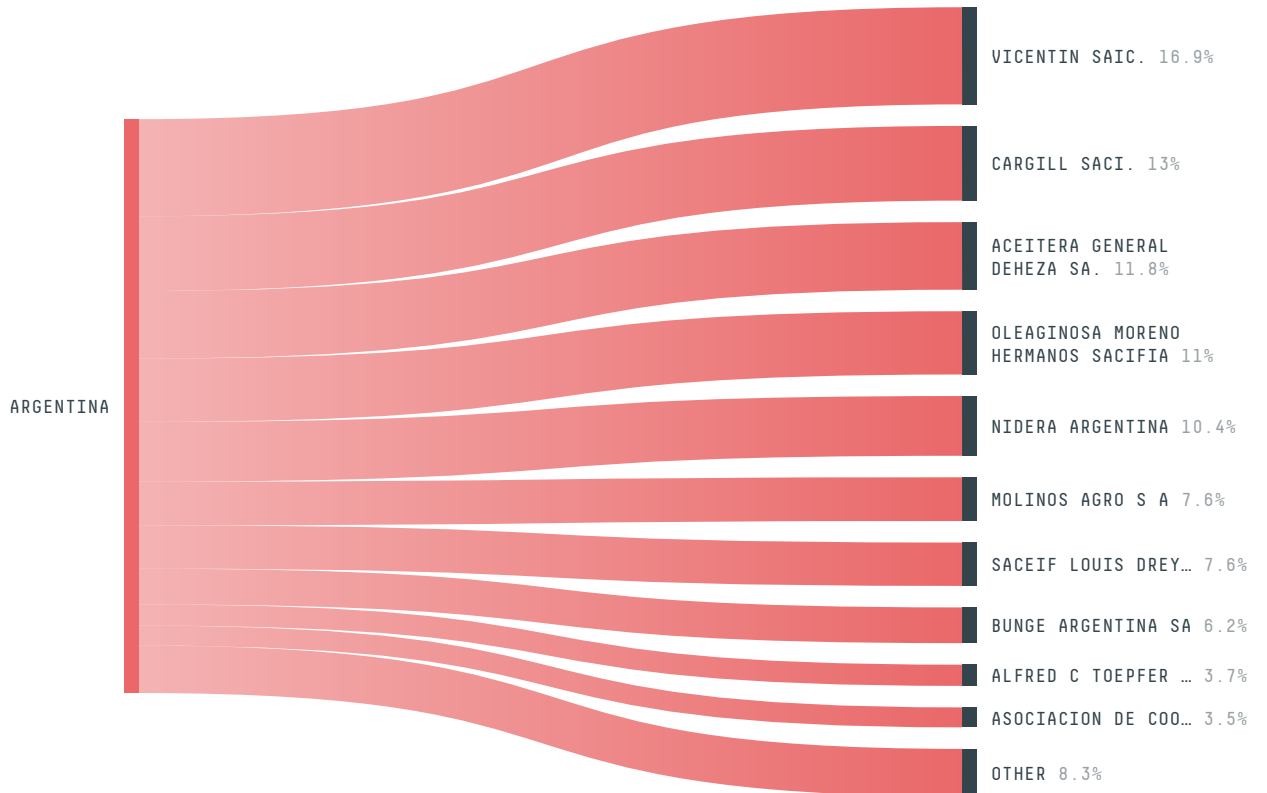
SOCIO-ECONOMIC INDICATORS

	SCORE
Human Development Index	0.83 /1
Sustainable Development Index	- /1

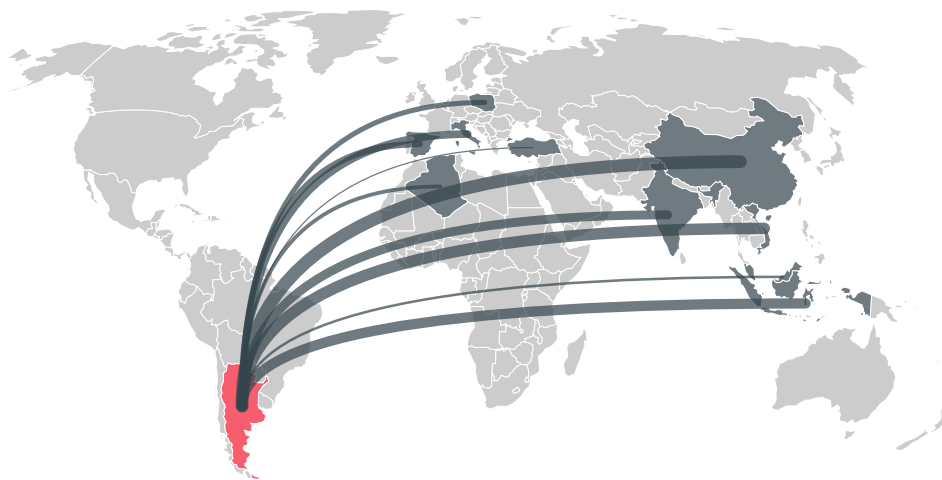
ACTOR COMMITMENTS

	SCORE
Zero deforestation commitments (Exporter)	-

TOP IMPORT TRADERS OF SOY IN ARGENTINA IN 2018



TOP IMPORT COUNTRIES OF SOY FROM ARGENTINA IN 2018



CHINA (MAINLAND)
14.8%

VIETNAM 8.1%

INDONESIA 7.6%

INDIA 6%

ITALY 4.6%

SPAIN 4.3%

POLAND 3.8%

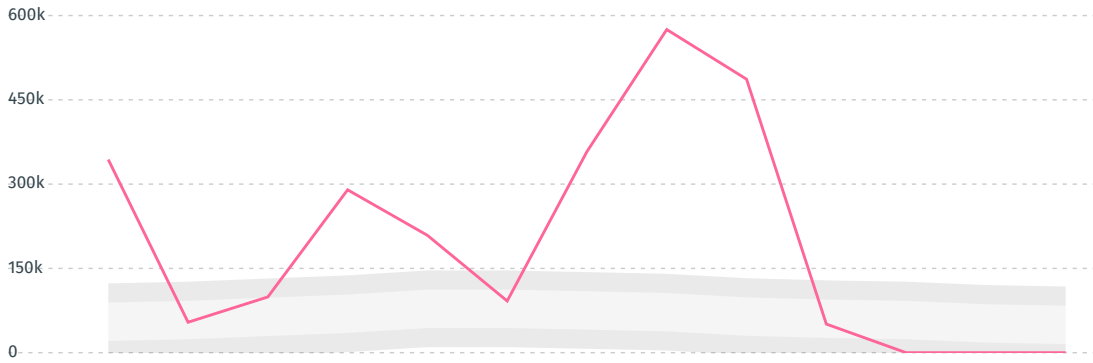
ALGERIA 3.8%

MALAYSIA 3.7%

TURKEY 2.9%


DEFORESTATION ALERTS IN ARGENTINA

There were **3** GLAD alerts reported in the week of the **18th of January 2021**. This was **low** compared to the same week in previous years.

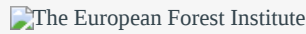
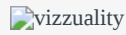


Caution: GLAD alerts from the last six months are preliminary. Revisions are made as unconfirmed alerts are removed from the data and alert totals are finalized six months after posting. Source: **Global Forest Watch**

Trase is a partnership between



In collaboration with



and many other organizations and individuals.

Donors



[Terms of Use](#) · [Privacy policy](#) · [Cookie policy](#) · [Contact us](#)