



trase

QATAR (importer)

ACTIVITY	COMMODITY	YEAR
Importer	Soy	2018

POPULATION	GDP	SURFACE AREA
2,781,677	183,334,953,813.2	11,610

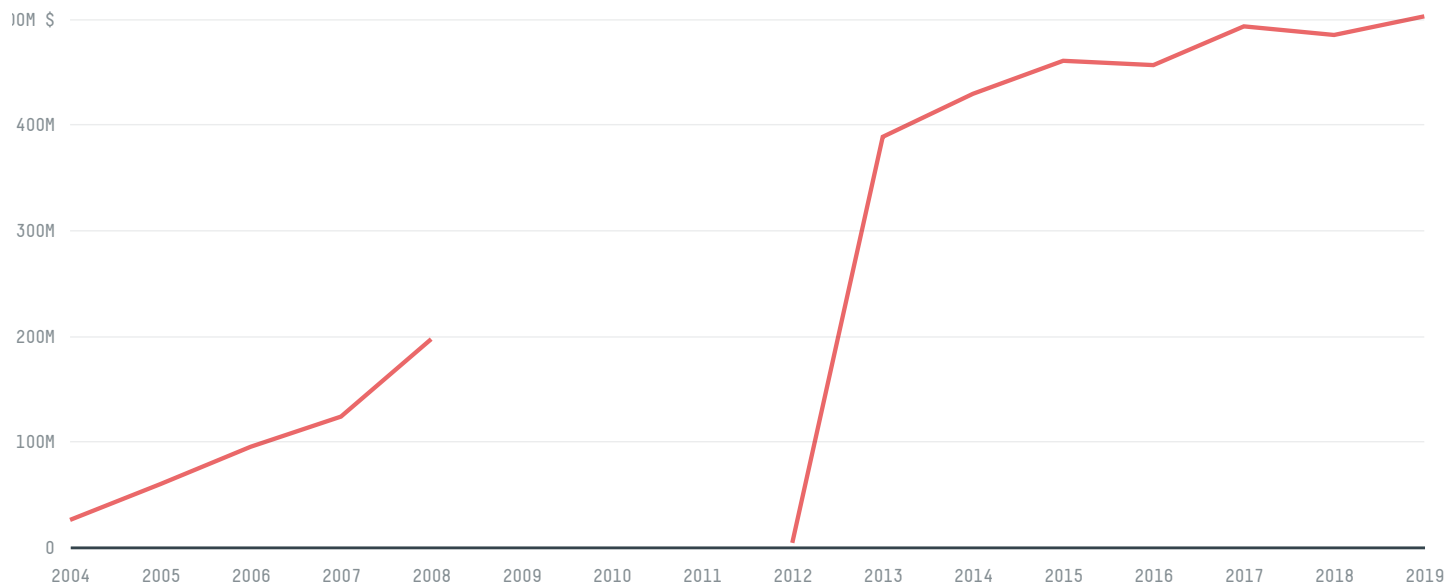
AGRICULTURAL LAND AREA
670

QATAR is the world's 158th largest country by area, 139th largest by population size and is the world's 53rd largest economy (by GDP). Forests make up 0% of its area, and agriculture 6%. It's placement in the Human Development Index is 0.848. QATAR is a signatory to NYDF ENDORSER and ADP SIGNATORY.

TOP IMPORTS IN 2018

COMMODITY	WORLD IMPORT RANKING	PRODUCTION	IMPORTS	VALUE
SUGARCANE	94	0	517,329,475.8	31,672,298
CHICKEN	31	10,004	120,764,633.8	206,137,523
CORN	89	1,866	49,796,534	19,064,487
BEEF	58	581	25,263,859.9	130,313,823
PALM OIL	76	-	23,537,735.8	18,023,738
SOY	99	0	21,609,056.5	10,358,975
COTTON	44	0	6,507,503.1	2,092,098
COFFEE	84	0	5,904,944.3	41,395,080
SHRIMP	40	0	4,470,810	21,661,356
PORK	110	0	558,096	3,649,856
COCOA	117	0	82,073	616,386

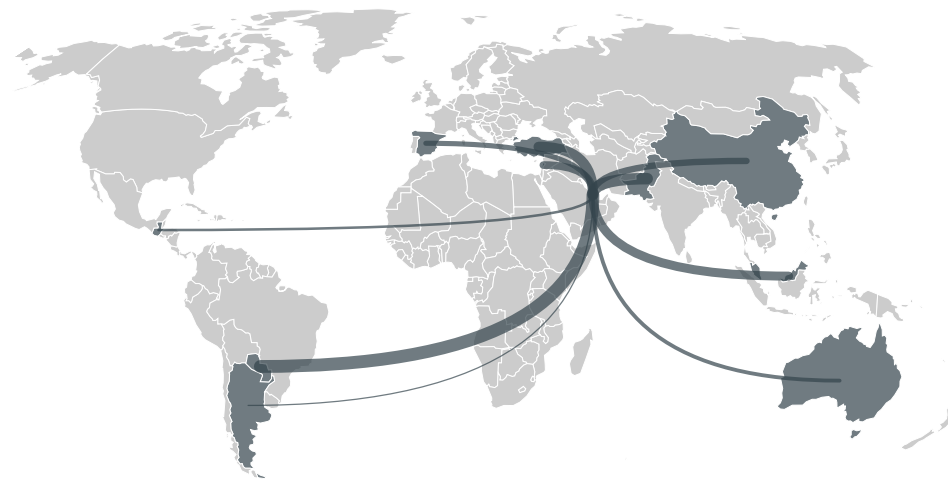
IMPORT TRAJECTORY OF QATAR



TOP EXPORT TRADERS OF SOY IN QATAR IN 2018



TOP EXPORT COUNTRIES OF SOY TO QATAR IN 2018



PARAGUAY 39.5%

PAKISTAN 24.9%

TURKEY 23.9%

MALAYSIA 5.7%

LEBANON 4%

CHINA (MAINLAND) 1%

SPAIN 0.5%

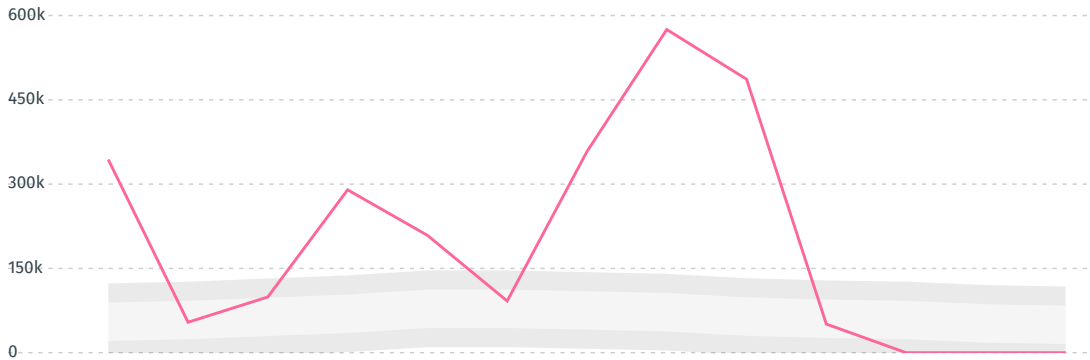
AUSTRALIA 0.4%

GUATEMALA < 0.1%

ARGENTINA < 0.1%


DEFORESTATION ALERTS IN ARGENTINA

There were **3** GLAD alerts reported in the week of the **18th of January 2021**. This was **low** compared to the same week in previous years.

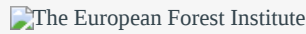
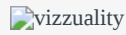


Caution: GLAD alerts from the last six months are preliminary. Revisions are made as unconfirmed alerts are removed from the data and alert totals are finalized six months after posting. Source: **Global Forest Watch**

Trase is a partnership between



In collaboration with



and many other organizations and individuals.

Donors



[Terms of Use](#) · [Privacy policy](#) · [Cookie policy](#) · [Contact us](#)