



trase

PORTUGAL (importer)

ACTIVITY	COMMODITY	YEAR
Importer	Soy	2017

POPULATION	GDP	SURFACE AREA
10,300,300	221,357,874,718.9	92,225.6

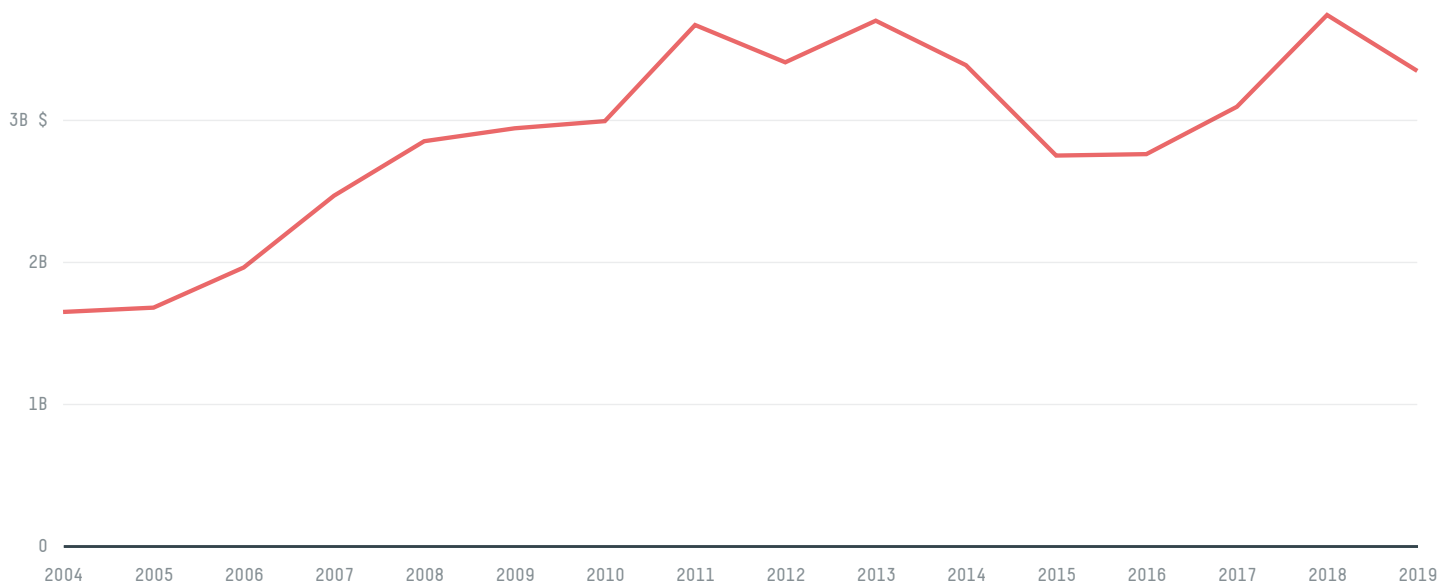
AGRICULTURAL LAND AREA	FORESTED LAND AREA
36,141.1	31,706

PORTUGAL is the world's 108th largest country by area, 87th largest by population size and is the world's 46th largest economy (by GDP). Forests make up 34% of its area, and agriculture 39%. It's placement in the Human Development Index is 0.848. PORTUGAL is a signatory to NYDF ENDORSER and ADP SIGNATORY.


TOP IMPORTS IN 2017

COMMODITY	WORLD IMPORT RANKING	PRODUCTION	IMPORTS	VALUE
SUGARCANE	32	5,500	3,787,879,237.9	235,577,795
CORN	16	745,123	2,195,397,849.1	443,055,049
SOY	30	0	1,122,745,727.2	424,626,663
BEEF	22	91,187	151,992,261.3	638,650,127
PORK	27	377,866	125,192,199.7	556,879,868
COFFEE	29	0	66,387,376.3	283,495,837
CHICKEN	47	317,918	56,261,822.3	132,980,314
PALM OIL	67	-	45,029,380.5	39,696,648
COTTON	21	0	37,188,053.8	65,222,252
SHRIMP	18	20.8	28,875,411	248,984,116
COCOA	58	0	4,946,655	16,509,499
WOOD PULP	50	-	4,783,694	3,143,006
PALM KERNEL	53	-	1,156,517	1,730,053

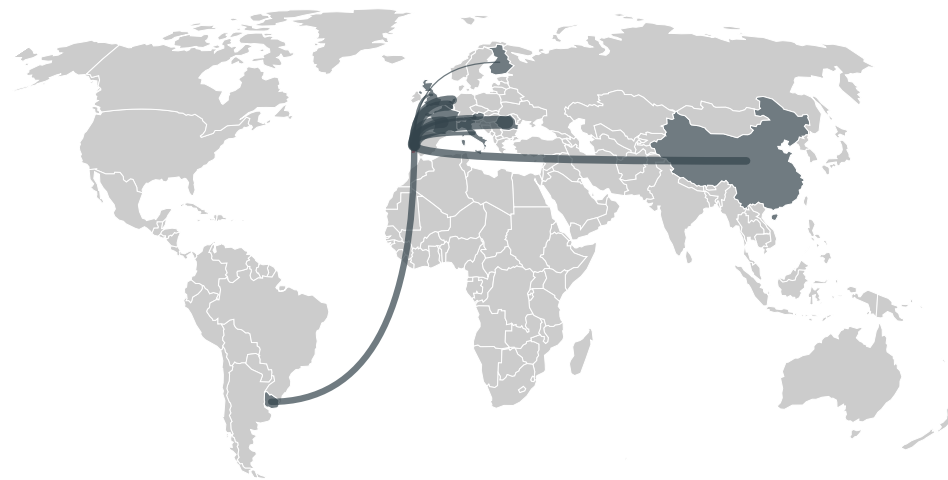
IMPORT TRAJECTORY OF PORTUGAL



TOP EXPORT TRADERS OF SOY IN PORTUGAL IN 2017



TOP EXPORT COUNTRIES OF SOY TO PORTUGAL IN 2017




ROMANIA	35.5%
FRANCE	21.3%
BELGIUM	13%
NETHERLANDS	10.4%
CHINA (MAINLAND)	6.8%
URUGUAY	5.8%
AUSTRIA	4.1%
ITALY	1.8%
UNITED KINGDOM	1.3%
FINLAND	< 0.1%


Trase is a partnership between

 Stockholm Environment Institute

 Global Canopy Programme

In collaboration with

 vizzuality

 The European Forest Institute

and many other organizations and individuals.

Donors

 The Global Environment Facility

 WWF

 Europe

 Gordon and Betty Moore Foundation

 The Nature Conservancy

 Department for International Development

 Formas

 Norway's International Climate and Forest Initiative (NICFI)

[Terms of Use](#) · [Privacy policy](#) · [Cookie policy](#) · [Contact us](#)